Scallops

Needlepoint pattern | 140 x 140 stitches | 14 x 14 in (35.6 x 35.6 cm) on 10 mesh | 21 colors



How to stitch it



1. Each square is one tent stitch, up at 1, down at 2. Lines in continental, right to left, the canvas upside down for the next row; wide areas in basketweave.
2. Cut 18 in of thread. Start and end it without a knot left behind.
3. Mark the middle of the canvas. It is the outlined square on page 2, column 70, row 70 (DMC 972): start there. Count threads, not holes.
4. Go on from it: picture first, background last. Gray squares are on two pages: stitch them once.
5. Last, two more rows all round, each stitch in the color it lies beside: the seam hides them.

First time? How to needlepoint: flossfield.com/needlepoint/guides/how-to-start/
How to read a chart: flossfield.com/needlepoint/guides/how-to-read-a-chart/

What you need

Canvas: blank mono canvas, 10 mesh (10 threads to the inch), cut 18.5 in square (47 cm).

Needle: blunt tapestry, size 18. Also masking tape for the cut edges, and small scissors.

Thread: pearl cotton size 3, 21 colors, about 41 skeins in all (an estimate). Stitch with 2 lengths together.

Make it a pillow: backing fabric, an insert the size of the stitching or an inch larger, and cord or piping for the edge. How to finish a pillow.

Thread list, DMC

			stitches	skeins
●	**BLANC**	White	3,900	7
■	**3761**	Light Sky Blue	1,968	3
▲	**996**	Medium Electric Blue	1,728	3
◆	**3842**	Very Dark Wedgwood	1,584	3
▼	**995**	Dark Electric Blue	1,536	3
★	**605**	Very Light Cranberry	1,312	3
❖	**3806**	Light Cyclamen Pink	1,152	2
X	**150**	Ultra Very Dark Dusty Rose	1,056	2
H	**3805**	Cyclamen Pink	1,024	2
+	**3325**	Light Baby Blue	656	2
=	**3760**	Medium Wedgwood	624	1
Z	**334**	Medium Baby Blue	576	1
A	**823**	Dark Navy Blue	528	1
V	**312**	Very Dark Baby Blue	512	1
T	**3804**	Dark Cyclamen Pink	416	1
N	**972**	Deep Canary	252	1
S	**797**	Royal Blue	208	1
K	**3078**	Very Light Golden Yellow	164	1
E	**727**	Very Light Topaz	144	1
C	**783**	Medium Topaz	132	1
P	**726**	Light Topaz	128	1

Skeins are estimates, with the two extra rows: the thread a stitch takes on the front and back of 10 mesh canvas, plus 30 percent, rounded up for each color.

Thread colors are approximate screen matches to DMC numbers. Check against real thread before you buy.

For your own stitching, gifts and handmade pieces you sell. Do not resell or share this PDF or copies of it.

Scallops Needlepoint pattern

Columns 1 to 74, rows 1 to 74. Start at the red outline

This page is the dark part of the chart



Key

●	**DMC BLANC** White	X	**DMC 150** Ultra Very Dark Dusty Rose	T	**DMC 3804** Dark Cyclamen Pink
■	**DMC 3761** Light Sky Blue	H	**DMC 3805** Cyclamen Pink	N	**DMC 972** Deep Canary
▲	**DMC 996** Medium Electric Blue	+	**DMC 3325** Light Baby Blue	S	**DMC 797** Royal Blue
◆	**DMC 3842** Very Dark Wedgwood	=	**DMC 3760** Medium Wedgwood	K	**DMC 3078** Very Light Golden Yellow
▼	**DMC 995** Dark Electric Blue	Z	**DMC 334** Medium Baby Blue	E	**DMC 727** Very Light Topaz
★	**DMC 605** Very Light Cranberry	A	**DMC 823** Dark Navy Blue	C	**DMC 783** Medium Topaz
❖	**DMC 3806** Light Cyclamen Pink	V	**DMC 312** Very Dark Baby Blue	P	**DMC 726** Light Topaz

Scallops Needlepoint pattern

Columns 75 to 140, rows 1 to 74. Gray squares: charted already, do not stitch again

This page is the dark part of the chart



Key

- ● **DMC BLANC** White
- ■ **DMC 3761** Light Sky Blue
- ▲ **DMC 996** Medium Electric Blue
- ◆ **DMC 3842** Very Dark Wedgwood
- ▼ **DMC 995** Dark Electric Blue
- ★ **DMC 605** Very Light Cranberry
- ❖ **DMC 3806** Light Cyclamen Pink
- X **DMC 150** Ultra Very Dark Dusty Rose
- H **DMC 3805** Cyclamen Pink
- \+ **DMC 3325** Light Baby Blue
- = **DMC 3760** Medium Wedgwood
- Z **DMC 334** Medium Baby Blue
- A **DMC 823** Dark Navy Blue
- V **DMC 312** Very Dark Baby Blue
- T **DMC 3804** Dark Cyclamen Pink
- N **DMC 972** Deep Canary
- S **DMC 797** Royal Blue
- K **DMC 3078** Very Light Golden Yellow
- E **DMC 727** Very Light Topaz
- C **DMC 783** Medium Topaz
- P **DMC 726** Light Topaz

Scallops Needlepoint pattern

Columns 1 to 74, rows 75 to 140. Gray squares: charted already, do not stitch again

This page is the dark part of the chart



Key

- ● **DMC BLANC** White
- ■ **DMC 3761** Light Sky Blue
- ▲ **DMC 996** Medium Electric Blue
- ◆ **DMC 3842** Very Dark Wedgwood
- ▼ **DMC 995** Dark Electric Blue
- ★ **DMC 605** Very Light Cranberry
- ❖ **DMC 3806** Light Cyclamen Pink
- X **DMC 150** Ultra Very Dark Dusty Rose
- H **DMC 3805** Cyclamen Pink
- \+ **DMC 3325** Light Baby Blue
- = **DMC 3760** Medium Wedgwood
- Z **DMC 334** Medium Baby Blue
- A **DMC 823** Dark Navy Blue
- V **DMC 312** Very Dark Baby Blue
- T **DMC 3804** Dark Cyclamen Pink
- N **DMC 972** Deep Canary
- S **DMC 797** Royal Blue
- K **DMC 3078** Very Light Golden Yellow
- E **DMC 727** Very Light Topaz
- C **DMC 783** Medium Topaz
- P **DMC 726** Light Topaz

Scallops Needlepoint pattern

Columns 75 to 140, rows 75 to 140. Gray squares: charted already, do not stitch again

This page is the dark part of the chart



Key

- ● **DMC BLANC** White
- ■ **DMC 3761** Light Sky Blue
- ▲ **DMC 996** Medium Electric Blue
- ◆ **DMC 3842** Very Dark Wedgwood
- ▼ **DMC 995** Dark Electric Blue
- ★ **DMC 605** Very Light Cranberry
- ❖ **DMC 3806** Light Cyclamen Pink
- X **DMC 150** Ultra Very Dark Dusty Rose
- H **DMC 3805** Cyclamen Pink
- \+ **DMC 3325** Light Baby Blue
- = **DMC 3760** Medium Wedgwood
- Z **DMC 334** Medium Baby Blue
- A **DMC 823** Dark Navy Blue
- V **DMC 312** Very Dark Baby Blue
- T **DMC 3804** Dark Cyclamen Pink
- N **DMC 972** Deep Canary
- S **DMC 797** Royal Blue
- K **DMC 3078** Very Light Golden Yellow
- E **DMC 727** Very Light Topaz
- C **DMC 783** Medium Topaz
- P **DMC 726** Light Topaz