Be merry, candle arch

Needlepoint pattern | 161 x 177 stitches | 12.4 x 13.6 in (31.5 x 34.6 cm) on 13 mesh | 18 colors



How to stitch it



1. Each square is one tent stitch, up at 1, down at 2. Lines in continental, right to left, the canvas upside down for the next row; wide areas in basketweave.
2. Cut 18 in of thread. Start and end it without a knot left behind.
3. Mark the middle of the canvas. It is the outlined square on page 6, column 81, row 89 (DMC 3827): start there. Count threads, not holes.
4. Go on from it: picture first, background last. Gray squares are on two pages: stitch them once.
5. When it is done, block it square.

First time? How to needlepoint: flossfield.com/needlepoint/guides/how-to-start/
How to read a chart: flossfield.com/needlepoint/guides/how-to-read-a-chart/

What you need

Canvas: blank mono canvas, 13 mesh (13 threads to the inch), cut 16.5 in wide x 18 in high (41.9 x 45.7 cm).

Needle: blunt tapestry, size 20. Also masking tape for the cut edges, and small scissors.

Thread: six-strand floss, 18 colors, about 51 skeins in all (an estimate). Stitch with 7 strands (8 if canvas shows).

Frame it: acid-free board and a frame.
How to frame needlepoint.

Thread list, DMC

			stitches	skeins
●	310	Black	16,737	25
■	3823	Ultra Pale Yellow	2,070	4
▲	938	Ultra Dark Coffee Brown	1,878	3
◆	433	Medium Brown	1,747	3
▼	921	Copper	766	2
★	300	Very Dark Mahogany	702	2
❖	3827	Pale Golden Brown	631	1
X	898	Very Dark Coffee Brown	616	1
H	3853	Dark Autumn Gold	456	1
+	3822	Light Straw	444	1
=	745	Light Pale Yellow	440	1
Z	721	Medium Orange Spice	421	1
A	712	Cream	377	1
V	743	Medium Yellow	360	1
T	744	Pale Yellow	320	1
N	742	Light Tangerine	280	1
S	435	Very Light Brown	194	1
K	919	Red Copper	58	1

Skeins are estimates: the thread a stitch takes on the front and back of 13 mesh canvas, plus 30 percent, rounded up for each color.
Thread colors are approximate screen matches to DMC numbers. Check against real thread before you buy.
For your own stitching, gifts and handmade pieces you sell. Do not resell or share this PDF or copies of it.

Be merry, candle arch

Needlepoint pattern

Columns 1 to 54, rows 1 to 88

This page is the dark part of the chart

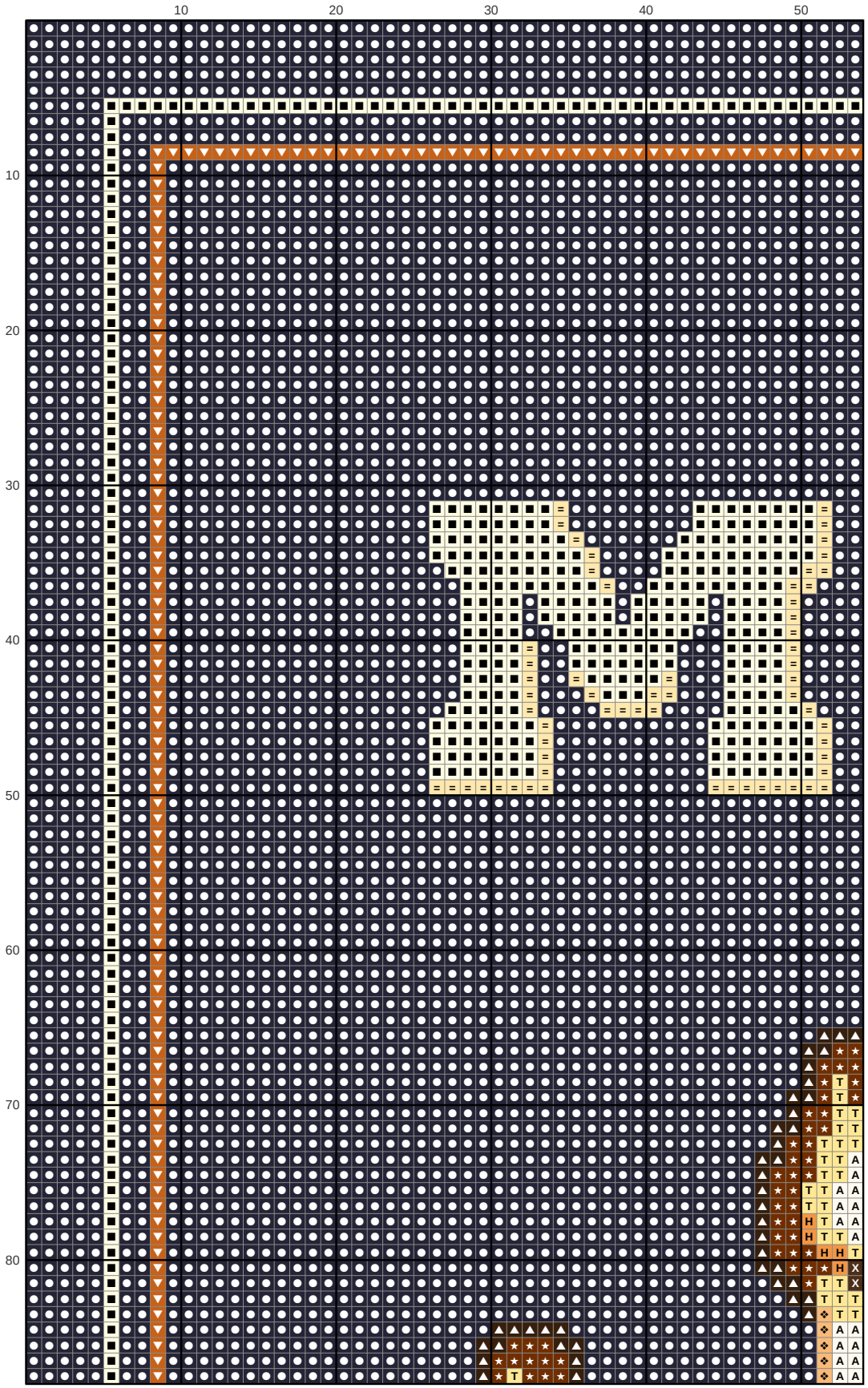

Key

- **DMC 310** Black
- **DMC 3823** Ultra Pale Yellow
- **DMC 938** Ultra Dark Coffee Brown
- **DMC 921** Copper
- **DMC 300** Very Dark Mahogany
- **DMC 3827** Pale Golden Brown
- **DMC 898** Very Dark Coffee Brown
- **DMC 3853** Dark Autumn Gold
- **DMC 745** Light Pale Yellow
- **DMC 712** Cream
- **DMC 744** Pale Yellow

Be merry, candle arch

Needlepoint pattern

This page is the dark part of the chart



Columns 55 to 108, rows 1 to 88. Gray squares: charted already, do not stitch again



Key

- **DMC 310** Black
- **DMC 3823** Ultra Pale Yellow
- **DMC 938** Ultra Dark Coffee Brown
- **DMC 921** Copper
- **DMC 300** Very Dark Mahogany
- **DMC 3827** Pale Golden Brown
- **DMC 898** Very Dark Coffee Brown
- **DMC 3853** Dark Autumn Gold
- **DMC 745** Light Pale Yellow
- **DMC 712** Cream
- **DMC 744** Pale Yellow

Be merry, candle arch

Needlepoint pattern

This page is the dark part of the chart

Columns 109 to 161, rows 1 to 88. Gray squares: charted already, do not stitch again



Key

- ● **DMC 310** Black
- ■ **DMC 3823** Ultra Pale Yellow
- ▲ **DMC 938** Ultra Dark Coffee Brown
- ▼ **DMC 921** Copper
- ★ **DMC 300** Very Dark Mahogany
- ❖ **DMC 3827** Pale Golden Brown
- H **DMC 3853** Dark Autumn Gold
- = **DMC 745** Light Pale Yellow
- A **DMC 712** Cream
- T **DMC 744** Pale Yellow

Be merry, candle arch

Needlepoint pattern

Columns 1 to 54, rows 89 to 177. Gray squares: charted already, do not stitch again

This page is the dark part of the chart

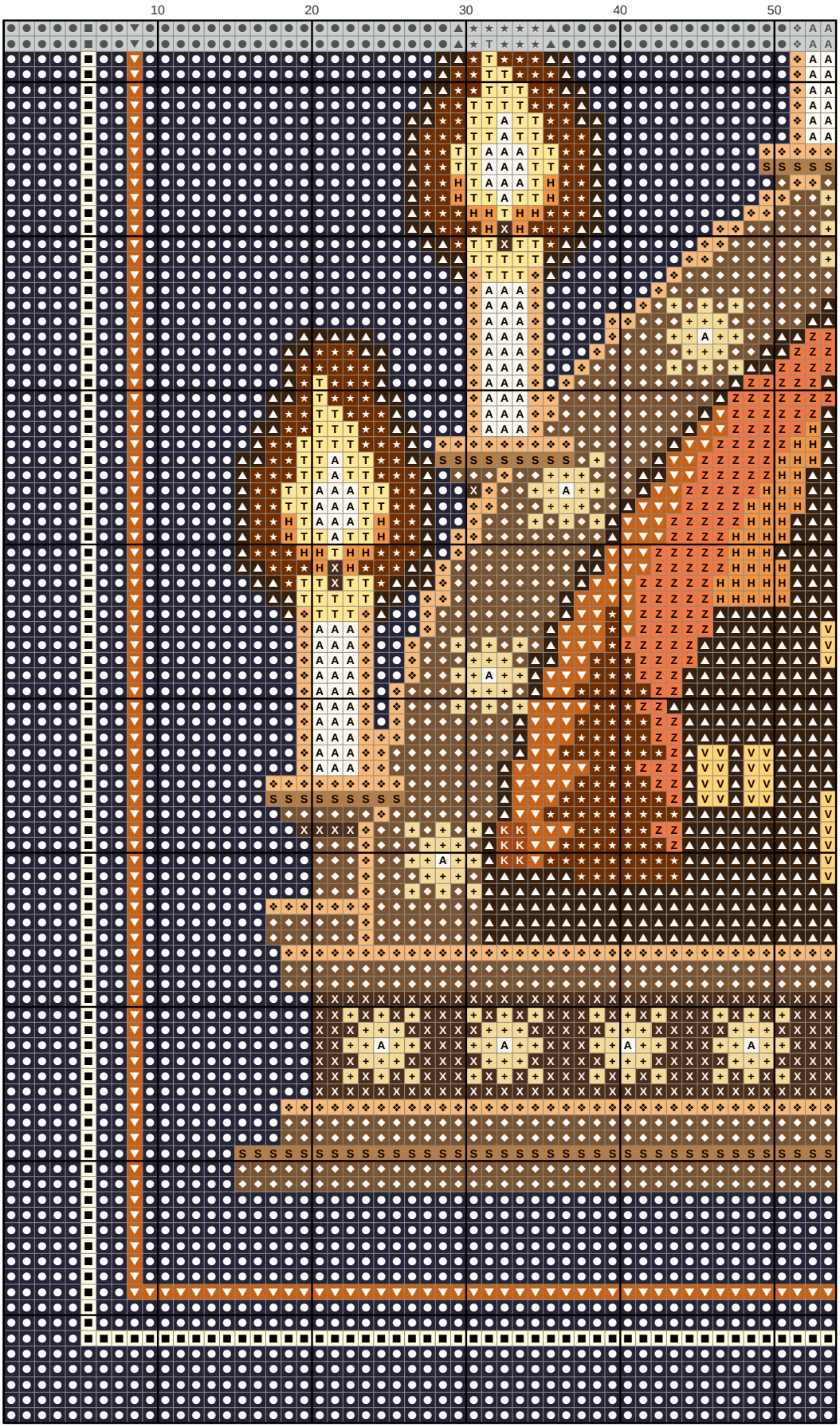

Key

- **DMC 310** Black
- **DMC 3823** Ultra Pale Yellow
- **DMC 938** Ultra Dark Coffee Brown
- **DMC 433** Medium Brown
- **DMC 921** Copper
- **DMC 300** Very Dark Mahogany
- **DMC 3827** Pale Golden Brown
- **DMC 898** Very Dark Coffee Brown
- **H** **DMC 3853** Dark Autumn Gold
- **+** **DMC 3822** Light Straw
- **Z** **DMC 721** Medium Orange Spice
- **A** **DMC 712** Cream
- **V** **DMC 743** Medium Yellow
- **T** **DMC 744** Pale Yellow
- **S** **DMC 435** Very Light Brown
- **K** **DMC 919** Red Copper

Be merry, candle arch

Needlepoint pattern

This page is the dark part of the chart



Columns 55 to 108, rows 89 to 177. Start at the red outline. Gray squares: charted already, do not stitch again



Key

- DMC 310 Black
- DMC 3823 Ultra Pale Yellow
- DMC 938 Ultra Dark Coffee Brown
- DMC 433 Medium Brown
- DMC 921 Copper
- DMC 3827 Pale Golden Brown
- DMC 898 Very Dark Coffee Brown
- DMC 3853 Dark Autumn Gold
- DMC 3822 Light Straw
- DMC 745 Light Pale Yellow
- DMC 721 Medium Orange Spice
- DMC 712 Cream
- DMC 743 Medium Yellow
- DMC 742 Light Tangerine
- DMC 435 Very Light Brown
- DMC 919 Red Copper

Be merry, candle arch

Needlepoint pattern

This page is the dark part of the chart

Columns 109 to 161, rows 89 to 177. Gray squares: charted already, do not stitch again



Key

- **DMC 310** Black
- **DMC 3823** Ultra Pale Yellow
- **DMC 938** Ultra Dark Coffee Brown
- **DMC 433** Medium Brown
- **DMC 921** Copper
- **DMC 300** Very Dark Mahogany
- **DMC 3827** Pale Golden Brown
- **DMC 898** Very Dark Coffee Brown
- **H** **DMC 3853** Dark Autumn Gold
- **+** **DMC 3822** Light Straw
- **Z** **DMC 721** Medium Orange Spice
- **A** **DMC 712** Cream
- **V** **DMC 743** Medium Yellow
- **T** **DMC 744** Pale Yellow
- **N** **DMC 742** Light Tangerine
- **S** **DMC 435** Very Light Brown
- **K** **DMC 919** Red Copper