Hedgehog under a harvest moon

Needlepoint pattern | 140 x 140 stitches | 14 x 14 in (35.6 x 35.6 cm) on 10 mesh | 22 colors



How to stitch it



1. Each square is one tent stitch, up at 1, down at 2. Lines in continental, right to left, the canvas upside down for the next row; wide areas in basketweave.
2. Cut 18 in of thread. Start and end it without a knot left behind.
3. Mark the middle of the canvas. It is the outlined square on page 2, column 70, row 70 (DMC 310): start there. Count threads, not holes.
4. Go on from it: picture first, background last. Gray squares are on two pages: stitch them once.
5. Last, two more rows all round, each stitch in the color it lies beside: the seam hides them.

First time? How to needlepoint: flossfield.com/needlepoint/guides/how-to-start/
How to read a chart: flossfield.com/needlepoint/guides/how-to-read-a-chart/

What you need

Canvas: blank mono canvas, 10 mesh (10 threads to the inch), cut 18.5 in square (47 cm).

Needle: blunt tapestry, size 18. Also masking tape for the cut edges, and small scissors.

Thread: pearl cotton size 3, 22 colors, about 42 skeins in all (an estimate). Stitch with 2 lengths together.

Make it a pillow: backing fabric, an insert the size of the stitching or an inch larger, and cord or piping for the edge. How to finish a pillow.

Thread list, DMC

			stitches	skeins
●	**745**	Light Pale Yellow	2,660	4
■	**310**	Black	1,906	3
▲	**3726**	Dark Antique Mauve	1,808	3
◆	**316**	Medium Antique Mauve	1,731	3
▼	**3855**	Light Autumn Gold	1,705	3
★	**939**	Very Dark Navy Blue	1,508	3
❖	**3854**	Medium Autumn Gold	1,178	2
X	**29**	Eggplant	1,143	3
H	**300**	Very Dark Mahogany	1,075	2
+	**3834**	Dark Grape	1,042	3
=	**3853**	Dark Autumn Gold	705	2
Z	**433**	Medium Brown	637	1
A	**3852**	Very Dark Straw	532	1
V	**680**	Dark Old Gold	512	1
T	**898**	Very Dark Coffee Brown	374	1
N	**922**	Light Copper	248	1
S	**921**	Copper	227	1
K	**920**	Medium Copper	201	1
E	**918**	Dark Red Copper	160	1
C	**3012**	Medium Khaki Green	115	1
P	**434**	Light Brown	92	1
U	**823**	Dark Navy Blue	41	1

Skeins are estimates, with the two extra rows: the thread a stitch takes on the front and back of 10 mesh canvas, plus 30 percent, rounded up for each color.

Thread colors are approximate screen matches to DMC numbers. Check against real thread before you buy.

For your own stitching, gifts and handmade pieces you sell. Do not resell or share this PDF or copies of it.

Hedgehog under a harvest moon Needlepoint pattern

Columns 1 to 74, rows 1 to 74. Start at the red outline

This page is the dark part of the chart



Key

- ● **DMC 745** Light Pale Yellow
- ■ **DMC 310** Black
- ▲ **DMC 3726** Dark Antique Mauve
- ◆ **DMC 316** Medium Antique Mauve
- ▼ **DMC 3855** Light Autumn Gold
- ❖ **DMC 3854** Medium Autumn Gold
- X **DMC 29** Eggplant
- H **DMC 300** Very Dark Mahogany
- \+ **DMC 3834** Dark Grape
- = **DMC 3853** Dark Autumn Gold
- A **DMC 3852** Very Dark Straw
- N **DMC 922** Light Copper
- S **DMC 921** Copper
- U **DMC 823** Dark Navy Blue

Hedgehog under a harvest moon Needlepoint pattern

Columns 75 to 140, rows 1 to 74. Gray squares: charted already, do not stitch again

This page is the dark part of the chart

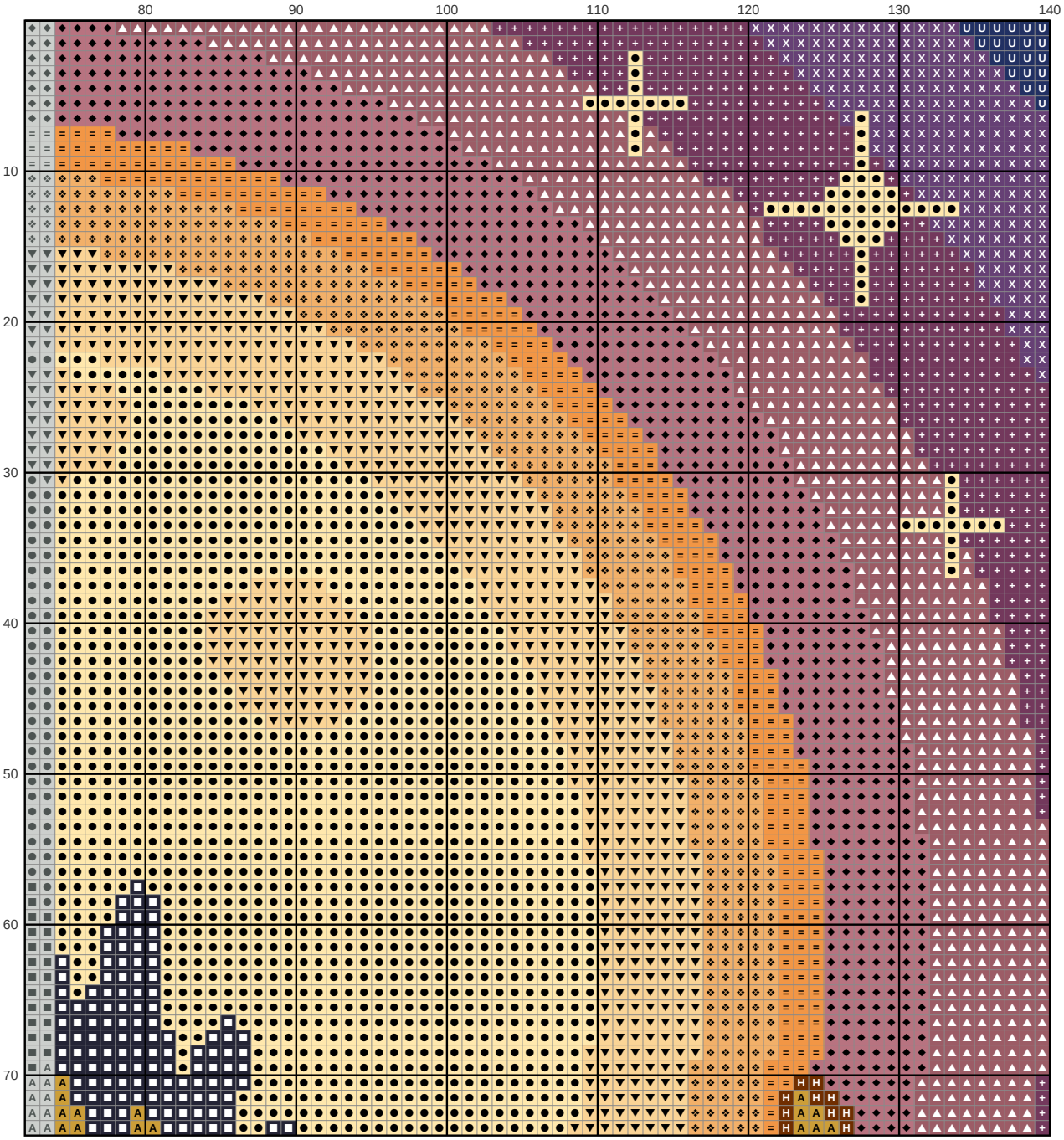

Key

- ● **DMC 745** Light Pale Yellow
- ■ **DMC 310** Black
- ▲ **DMC 3726** Dark Antique Mauve
- ◆ **DMC 316** Medium Antique Mauve
- ▼ **DMC 3855** Light Autumn Gold
- ❖ **DMC 3854** Medium Autumn Gold
- X **DMC 29** Eggplant
- H **DMC 300** Very Dark Mahogany
- \+ **DMC 3834** Dark Grape
- = **DMC 3853** Dark Autumn Gold
- A **DMC 3852** Very Dark Straw
- U **DMC 823** Dark Navy Blue

Hedgehog under a harvest moon Needlepoint pattern

Columns 1 to 74, rows 75 to 140. Gray squares: charted already, do not stitch again

This page is the dark part of the chart



Key

- **DMC 310** Black
- **DMC 3726** Dark Antique Mauve
- **DMC 316** Medium Antique Mauve
- **DMC 3855** Light Autumn Gold
- **DMC 939** Very Dark Navy Blue
- **DMC 3854** Medium Autumn Gold
- **DMC 29** Eggplant
- **DMC 300** Very Dark Mahogany
- **DMC 3834** Dark Grape
- **DMC 3853** Dark Autumn Gold
- **DMC 433** Medium Brown
- **DMC 3852** Very Dark Straw
- **DMC 680** Dark Old Gold
- **DMC 898** Very Dark Coffee Brown
- **DMC 922** Light Copper
- **DMC 921** Copper
- **DMC 920** Medium Copper
- **DMC 918** Dark Red Copper
- **DMC 3012** Medium Khaki Green
- **DMC 434** Light Brown

Hedgehog under a harvest moon Needlepoint pattern

Columns 75 to 140, rows 75 to 140. Gray squares: charted already, do not stitch again

This page is the dark part of the chart



Key

- ● **DMC 745** Light Pale Yellow
- ■ **DMC 310** Black
- ▲ **DMC 3726** Dark Antique Mauve
- ◆ **DMC 316** Medium Antique Mauve
- ▼ **DMC 3855** Light Autumn Gold
- ★ **DMC 939** Very Dark Navy Blue
- ❖ **DMC 3854** Medium Autumn Gold
- X **DMC 29** Eggplant
- H **DMC 300** Very Dark Mahogany
- \+ **DMC 3834** Dark Grape
- = **DMC 3853** Dark Autumn Gold
- Z **DMC 433** Medium Brown
- A **DMC 3852** Very Dark Straw
- V **DMC 680** Dark Old Gold
- T **DMC 898** Very Dark Coffee Brown
- N **DMC 922** Light Copper
- S **DMC 921** Copper
- K **DMC 920** Medium Copper
- E **DMC 918** Dark Red Copper
- C **DMC 3012** Medium Khaki Green
- P **DMC 434** Light Brown