Three Kings and the Christmas star

Needlepoint pattern | 160 x 160 stitches | 16 x 16 in (40.6 x 40.6 cm) on 10 mesh | 23 colors



Thread key, DMC

			stitches	yards	skeins
●	**823**	Dark Navy Blue	5,793	72	9
■	**336**	Navy Blue	4,326	54	7
▲	**3371**	Black Brown	2,405	30	4
◆	**3820**	Dark Straw	2,073	26	4
▼	**782**	Dark Topaz	1,251	16	2
★	**29**	Eggplant	1,184	15	2
❖	**32**	Dark Blueberry	1,131	14	2
X	**208**	Very Dark Lavender	1,128	14	2
O	**3834**	Dark Grape	1,097	14	2
+	**209**	Dark Lavender	972	12	2
=	**3835**	Medium Grape	760	10	2
Z	**3608**	Very Light Plum	663	9	1
A	**3688**	Medium Mauve	635	8	1
V	**3822**	Light Straw	436	6	1
T	**353**	Peach	378	5	1
N	**154**	Very Dark Grape	336	5	1
S	**3823**	Ultra Pale Yellow	222	3	1
K	**939**	Very Dark Navy Blue	211	3	1
E	**35**	Very Dark Fuchsia	190	3	1
C	**902**	Very Dark Garnet	180	3	1
P	**783**	Medium Topaz	107	2	1
U	**34**	Dark Fuchsia	70	1	1
L	**3803**	Dark Mauve	52	1	1

One chart square is one tent stitch over one canvas intersection.

Cut the canvas at least 20 x 20 in (50.8 x 50.8 cm) for 10 mesh: the design and 2 in (5.1 cm) of margin on every side.

25,600 stitches in all. Start from the center: a red arrow above the chart marks the center column, and one to the left of it the center row. The arrows are on the pages those lines cross.

The chart is on 5 pages, each cut to what is stitched: bare canvas has no page, and a join falls on plain ground where it can. Pages 2 and 3 are turned on their side, for a part that is wider than it is tall. Where chart pages join, gray squares repeat two rows or columns. The small picture at the top of each chart page shows which part it is.

Thread: pearl cotton size 3, 2 strands in the needle on 10 mesh, about 50 skeins of 16.4 yd in all. Or six-strand floss, 8 to 10 strands, about 71 skeins of 8.7 yd; or tapestry wool, 1 strand, about 49 skeins of 8.7 yd; or Persian wool, 3 strands, about 51 skeins of 8 yd. Wool is numbered differently: match it by eye. Needle: tapestry, size 16 or 18.

Yards and skeins are estimates: the thread a stitch takes on the front and back of 10 mesh canvas, plus 30 percent, rounded up for each color (about 326 yards in all, as the thread lies in the needle).

Thread colors are approximate screen matches to DMC numbers. Check against real thread before you buy.

Make it a pillow: also have backing fabric, an insert the size of the stitching or an inch larger, and cord or piping for the edge. The seam takes the last two rows: stitch two extra rows all round, or keep the edge plain. "How to finish a pillow" is a guide linked from this pattern's page.

For your own stitching, gifts and handmade pieces you sell. Do not resell or share this PDF.

Three Kings and the Christmas star

Needlepoint pattern

Chart 1 of 5: columns 1 to 80, rows 1 to 69

This page is the dark part of the chart



Three Kings and the Christmas star

Needlepoint pattern

Chart 2 of 5: columns 81 to 160, rows 1 to 69; gray squares repeat columns 79 and 80

This page is the dark part of the chart



Three Kings and the Christmas star Needlepoint pattern

This page is the dark part of the chart

Chart 3 of 5: columns 1 to 54, rows 70 to 160; gray squares repeat rows 68 and 69



Three Kings and the Christmas star

Needlepoint pattern

This page is the dark part of the chart

Chart 4 of 5: columns 55 to 107, rows 70 to 160; gray squares repeat columns 53 and 54 and rows 68 and 69



Three Kings and the Christmas star

Needlepoint pattern

This page is the dark part of the chart

Chart 5 of 5: columns 108 to 160, rows 70 to 160; gray squares repeat columns 106 and 107 and rows 68 and 69

