Victorian detective stocking

Needlepoint pattern | 143 x 234 stitches | 11 x 18 in (27.9 x 45.7 cm) on 13 mesh | 24 colors



Thread key, DMC

			stitches	yards	skeins
●	**939**	Very Dark Navy Blue	4,920	47	8
■	**3753**	Ultra Very Light Antique Blue	2,997	29	5
▲	**3752**	Very Light Antique Blue	2,711	26	4
◆	**3823**	Ultra Pale Yellow	1,846	18	3
▼	**336**	Navy Blue	1,355	13	2
★	**842**	Very Light Beige Brown	1,292	13	2
❖	**519**	Sky Blue	1,225	12	2
X	**932**	Light Antique Blue	1,165	12	2
O	**518**	Light Wedgwood	774	8	2
+	**3822**	Light Straw	653	7	1
=	**739**	Ultra Very Light Tan	643	7	1
Z	**498**	Dark Red	542	6	1
A	**930**	Dark Antique Blue	500	5	1
V	**841**	Light Beige Brown	458	5	1
T	**783**	Medium Topaz	450	5	1
N	**931**	Medium Antique Blue	412	4	1
S	**517**	Dark Wedgwood	265	3	1
K	**780**	Ultra Very Dark Topaz	178	2	1
E	**500**	Very Dark Blue Green	166	2	1
C	**839**	Dark Beige Brown	133	2	1
P	**3820**	Dark Straw	130	2	1
U	**840**	Medium Beige Brown	45	1	1
L	**502**	Blue Green	44	1	1
2	**312**	Very Dark Baby Blue	16	1	1

One chart square is one tent stitch over one canvas intersection.

Cut the canvas at least 15 x 22 in (38.1 x 55.9 cm) for 13 mesh: the design and 2 in (5.1 cm) of margin on every side.

22,920 stitches in all, inside the outline: the chart is 143 x 234 at its widest and tallest. Start from the center: a red arrow above the chart marks the center column, and one to the left of it the center row. The arrows are on the pages those lines cross.

The chart is on 4 pages, each cut to what is stitched: bare canvas has no page, and a join falls on plain ground where it can. Pages 2 and 3 are turned on their side, for a part that is wider than it is tall. Where chart pages join, gray squares repeat two rows or columns. The small picture at the top of each chart page shows which part it is.

Thread: six-strand floss, 7 or 8 strands in the needle on 13 mesh (counted at 8), about 45 skeins of 8.7 yd in all. Or pearl cotton size 3, 1 strand, about 29 skeins of 16.4 yd; or tapestry wool, 1 strand, about 40 skeins of 8.7 yd; or Persian wool, 2 strands, about 34 skeins of 8 yd. Wool is numbered differently: match it by eye. Needle: tapestry, size 20.

Yards and skeins are estimates: the thread a stitch takes on the front and back of 13 mesh canvas, plus 30 percent, rounded up for each color (about 231 yards in all, as the thread lies in the needle).

Thread colors are approximate screen matches to DMC numbers. Check against real thread before you buy.

Make it a stocking: also have backing and lining fabric, cord or piping, and a loop. Finishers ask for stockings months before Christmas, and most want two extra rows all round. Ask yours before the edge, and stitch a name first. "How to finish a stocking" is a guide linked from this pattern's page.

For your own stitching, gifts and handmade pieces you sell. Do not resell or share this PDF.

Victorian detective stocking

Needlepoint pattern

This page is the dark part of the chart

Chart 1 of 4: columns 62 to 143, rows 1 to 71



Victorian detective stocking

Needlepoint pattern

This page is the dark part of the chart

Chart 2 of 4: columns 61 to 143, rows 72 to 140; gray squares repeat rows 70 and 71



Victorian detective stocking

Needlepoint pattern

This page is the dark part of the chart

Chart 3 of 4: columns 1 to 72, rows 141 to 234; gray squares repeat rows 139 and 140

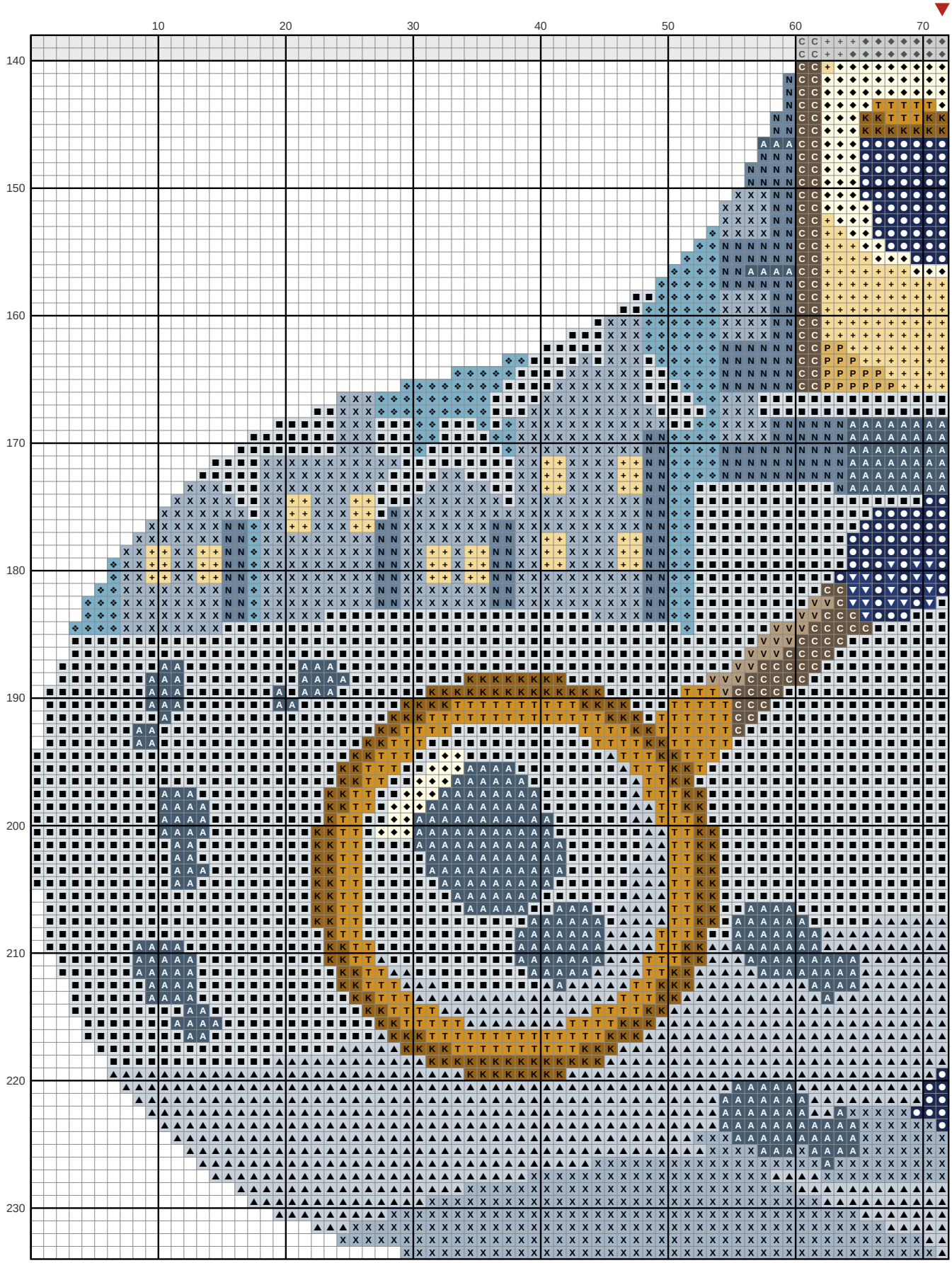

Victorian detective stocking

Needlepoint pattern

This page is the dark part of the chart

Chart 4 of 4: columns 73 to 143, rows 141 to 234; gray squares repeat columns 71 and 72 and rows 139 and 140

