Soft zigzag bargello

Needlepoint pattern | 90 x 90 canvas threads | 5 x 5 in (12.7 x 12.7 cm) on 18 mesh | 5 colors



Thread key

chart squares stitched

■	**DMC 3847**	Dark Teal Green	1,792
▲	**DMC 597**	Turquoise	1,760
●	**DMC 939**	Very Dark Navy Blue	1,595
◆	**DMC 959**	Medium Seagreen	1,513
▼	**DMC 3811**	Very Light Turquoise	1,440

Each upright stitch covers 4 canvas threads; some along the top and bottom edges are shorter, to end at the edge. One chart square is one canvas thread.

The chart shows about 4 and a half repeats across and about 4 and a half down; one repeat is 20 x 20 canvas threads. The pattern can be carried on to any size.

For this sample, cut the canvas at least 9 x 9 in (22.9 x 22.9 cm) for 18 mesh: what is charted and 2 in (5.1 cm) of margin on every side.

8,100 chart squares stitched in this sample. Start from the center: a red arrow above the chart marks the center column, and one to the left of it the center row. The arrows are on the pages those lines cross.

The chart is divided evenly over 2 pages. Where chart pages join, gray squares repeat two columns. The small picture at the top of each chart page shows which part it is.

Thread colors are approximate screen matches to DMC numbers. Check against real thread before you buy.

For your own stitching, gifts and handmade pieces you sell. Do not resell or share this PDF.

Soft zigzag bargello

Needlepoint pattern

Chart 1 of 2: columns 1 to 45, rows 1 to 90

This page is the dark part of the chart



Soft zigzag bargello

Needlepoint pattern

This page is the dark part of the chart

Chart 2 of 2: columns 46 to 90, rows 1 to 90; gray squares repeat columns 44 and 45