Spring plaid

Needlepoint pattern | 90 x 90 stitches | 5 x 5 in (12.7 x 12.7 cm) on 18 mesh | 18 colors



How to stitch it



1. Each square is one tent stitch, up at 1, down at 2. Lines in continental, right to left, the canvas upside down for the next row; wide areas in basketweave.
2. Cut 18 in of thread. Start and end it without a knot left behind.
3. Mark the middle of the canvas. It is the outlined square on page 2, column 45, row 45 (DMC 972): start there. Count threads, not holes.
4. Go on from it: picture first, background last. Gray squares are on two pages: stitch them once.
5. Last, two more rows all round in DMC 895: the opening's edge hides them.

First time? How to needlepoint: flossfield.com/needlepoint/guides/how-to-start/
How to read a chart: flossfield.com/needlepoint/guides/how-to-read-a-chart/

What you need

Canvas: blank mono canvas, 18 mesh (18 threads to the inch), cut 9.5 in square (24.1 cm).

Needle: blunt tapestry, size 22. Also masking tape for the cut edges, and small scissors.

Thread: six-strand floss, 18 colors, about 19 skeins in all (an estimate). Stitch with 4 strands (5 or 6 if canvas shows).

Fit it into a lid: the box or tray, acid-free board and backing. Measure the opening first.
How to fit it into a lid.

Thread list, DMC

			stitches	skeins
●	**964**	Light Seagreen	1,151	1
■	**895**	Very Dark Hunter Green	1,083	2
▲	**3865**	Winter White	839	1
◆	**993**	Very Light Aquamarine	712	1
▼	**3325**	Light Baby Blue	645	1
★	**677**	Very Light Old Gold	541	1
❖	**564**	Very Light Jade	493	1
X	**3689**	Light Mauve	450	1
H	**434**	Light Brown	347	1
+	**471**	Very Light Avocado Green	327	1
=	**838**	Very Dark Beige Brown	322	1
Z	**3766**	Light Peacock Blue	269	1
A	**3833**	Light Raspberry	263	1
V	**905**	Dark Parrot Green	227	1
T	**972**	Deep Canary	130	1
N	**3831**	Dark Raspberry	101	1
S	**930**	Dark Antique Blue	101	1
K	**436**	Tan	99	1

Skeins are estimates, with the two extra rows: the thread a stitch takes on the front and back of 18 mesh canvas, plus 30 percent, rounded up for each color.

Thread colors are approximate screen matches to DMC numbers. Check against real thread before you buy.

For your own stitching, gifts and handmade pieces you sell. Do not resell or share this PDF or copies of it.

Spring plaid

Needlepoint pattern

Columns 1 to 49, rows 1 to 90. Start at the red outline

This page is the dark part of the chart



Key

- DMC 964 — Light Seagreen
- DMC 895 — Very Dark Hunter Green
- DMC 3865 — Winter White
- DMC 993 — Very Light Aquamarine
- DMC 3325 — Light Baby Blue
- DMC 677 — Very Light Old Gold
- DMC 564 — Very Light Jade
- DMC 3689 — Light Mauve
- DMC 434 — Light Brown
- DMC 471 — Very Light Avocado Green
- DMC 838 — Very Dark Beige Brown
- DMC 3766 — Light Peacock Blue
- DMC 3833 — Light Raspberry
- DMC 905 — Dark Parrot Green
- DMC 972 — Deep Canary
- DMC 3831 — Dark Raspberry
- DMC 930 — Dark Antique Blue
- DMC 436 — Tan

Spring plaid

Needlepoint pattern

Columns 50 to 90, rows 1 to 90. Gray squares: charted already, do not stitch again

This page is the dark part of the chart



Key

- ● **DMC 964** Light Seagreen
- ■ **DMC 895** Very Dark Hunter Green
- ▲ **DMC 3865** Winter White
- ◆ **DMC 993** Very Light Aquamarine
- ▼ **DMC 3325** Light Baby Blue
- ★ **DMC 677** Very Light Old Gold
- ❖ **DMC 564** Very Light Jade
- X **DMC 3689** Light Mauve
- H **DMC 434** Light Brown
- \+ **DMC 471** Very Light Avocado Green
- = **DMC 838** Very Dark Beige Brown
- Z **DMC 3766** Light Peacock Blue
- A **DMC 3833** Light Raspberry
- V **DMC 905** Dark Parrot Green
- T **DMC 972** Deep Canary
- N **DMC 3831** Dark Raspberry
- S **DMC 930** Dark Antique Blue
- K **DMC 436** Tan