Square in a square quilt block coaster

Needlepoint pattern | 72 x 72 stitches | 4 x 4 in (10.2 x 10.2 cm) on 18 mesh | 10 colors



How to stitch it



1. Each square is one tent stitch, up at 1, down at 2. Lines in continental, right to left, the canvas upside down for the next row; wide areas in basketweave.
2. Cut 18 in of thread. Start and end it without a knot left behind.
3. Mark the middle of the canvas. It is the outlined square, column 36, row 36 (DMC 745): start there. Count threads, not holes.
4. Go on from it: picture first, background last. End the thread before crossing another color.

First time? How to needlepoint: flossfield.com/needlepoint/guides/how-to-start/
How to read a chart: flossfield.com/needlepoint/guides/how-to-read-a-chart/

What you need

Canvas: blank mono canvas, 18 mesh (18 threads to the inch), cut 8 in square (20.3 cm).

Needle: blunt tapestry, size 22. Also masking tape for the cut edges, and small scissors.

Thread: six-strand floss, 10 colors, about 11 skeins in all (an estimate). Stitch with 4 strands (5 or 6 if canvas shows).

Make it a coaster: felt or cork for the back, or a coaster blank with an opening this size. For a blank, measure its opening before you stitch. If the piece is small for it, stitch two extra rows all round in DMC 3820, the color at its edge. How to make coasters.

Thread list

			stitches	skeins of floss
●	**DMC 3820**	Dark Straw	2,048	2
□	**DMC 310**	Black	1,096	1
▲	**DMC 3848**	Medium Teal Green	612	1
◆	**DMC 964**	Light Seagreen	376	1
▼	**DMC 3865**	Winter White	368	1
★	**DMC 351**	Coral	244	1
❖	**DMC 3849**	Light Teal Green	192	1
X	**DMC 3808**	Ultra Very Dark Turquoise	152	1
H	**DMC 500**	Very Dark Blue Green	80	1
+	**DMC 745**	Light Pale Yellow	16	1

Skeins are estimates: the thread a stitch takes on the front and back of 18 mesh canvas, plus 30 percent, rounded up for each color.
Thread colors are approximate screen matches to DMC numbers. Check against real thread before you buy.
For your own stitching, gifts and handmade pieces you sell. Do not resell or share this PDF or copies of it.

Square in a square quilt block coaster

Needlepoint pattern

Chart: 72 x 72 stitches. Start at the red outline



Key

- DMC 3820 Dark Straw
- DMC 310 Black
- DMC 3848 Medium Teal Green
- DMC 964 Light Seagreen
- DMC 3865 Winter White
- DMC 351 Coral
- DMC 3849 Light Teal Green
- DMC 3808 Ultra Very Dark Turquoise
- DMC 500 Very Dark Blue Green
- DMC 745 Light Pale Yellow