Floral basket quilt block pillow

Needlepoint pattern | 140 x 140 stitches | 14 x 14 in (35.6 x 35.6 cm) on 10 mesh | 22 colors



How to stitch it



1. Each square is one tent stitch, up at 1, down at 2. Lines in continental, right to left, the canvas upside down for the next row; wide areas in basketweave.
2. Cut 18 in of thread. Start and end it without a knot left behind.
3. Mark the middle of the canvas. It is the outlined square on page 2, column 70, row 70 (DMC 471): start there. Count threads, not holes.
4. Go on from it: picture first, background last. Gray squares are on two pages: stitch them once.
5. Last, two more rows all round, each stitch in the color it lies beside: the seam hides them.

First time? How to needlepoint: flossfield.com/needlepoint/guides/how-to-start/
How to read a chart: flossfield.com/needlepoint/guides/how-to-read-a-chart/

What you need

Canvas: blank mono canvas, 10 mesh (10 threads to the inch), cut 18.5 in square (47 cm).

Needle: blunt tapestry, size 18. Also masking tape for the cut edges, and small scissors.

Thread: pearl cotton size 3, 22 colors, about 45 skeins in all (an estimate). Stitch with 2 lengths together.

Make it a pillow: backing fabric, an insert the size of the stitching or an inch larger, and cord or piping for the edge. How to finish a pillow.

Thread list, DMC

			stitches	skeins
●	**744**	Pale Yellow	4,173	7
■	**336**	Navy Blue	3,568	7
▲	**321**	Red	2,732	5
◆	**3823**	Ultra Pale Yellow	2,304	4
▼	**3841**	Pale Baby Blue	1,111	2
★	**3346**	Hunter Green	936	2
❖	**809**	Delft Blue	721	2
X	**350**	Medium Coral	697	2
H	**471**	Very Light Avocado Green	426	1
+	**352**	Light Coral	426	1
=	**798**	Dark Delft Blue	365	1
Z	**3347**	Medium Yellow Green	358	1
A	**820**	Very Dark Royal Blue	326	1
V	**801**	Dark Coffee Brown	238	1
T	**349**	Dark Coral	231	1
N	**435**	Very Light Brown	223	1
S	**815**	Medium Garnet	219	1
K	**895**	Very Dark Hunter Green	159	1
E	**437**	Light Tan	157	1
C	**817**	Very Dark Coral Red	110	1
P	**433**	Medium Brown	76	1
U	**739**	Ultra Very Light Tan	44	1

Skeins are estimates, with the two extra rows: the thread a stitch takes on the front and back of 10 mesh canvas, plus 30 percent, rounded up for each color.

Thread colors are approximate screen matches to DMC numbers. Check against real thread before you buy.

For your own stitching, gifts and handmade pieces you sell. Do not resell or share this PDF or copies of it.

Floral basket quilt block pillow Needlepattern pattern

Columns 1 to 70, rows 1 to 70. Start at the red outline

This page is the dark part of the chart



Key

●	**DMC 744** Pale Yellow	X	**DMC 350** Medium Coral	T	**DMC 349** Dark Coral
■	**DMC 336** Navy Blue	H	**DMC 471** Very Light Avocado Green	N	**DMC 435** Very Light Brown
▲	**DMC 321** Red	+	**DMC 352** Light Coral	S	**DMC 815** Medium Garnet
◆	**DMC 3823** Ultra Pale Yellow	=	**DMC 798** Dark Delft Blue	K	**DMC 895** Very Dark Hunter Green
▼	**DMC 3841** Pale Baby Blue	Z	**DMC 3347** Medium Yellow Green	C	**DMC 817** Very Dark Coral Red
★	**DMC 3346** Hunter Green	A	**DMC 820** Very Dark Royal Blue	U	**DMC 739** Ultra Very Light Tan
❖	**DMC 809** Delft Blue	V	**DMC 801** Dark Coffee Brown		

Floral basket quilt block pillow Needlepattern pattern

This page is the dark part of the chart

Columns 71 to 140, rows 1 to 70. Gray squares: charted already, do not stitch again



Key

●	**DMC 744** Pale Yellow	X	**DMC 350** Medium Coral	T	**DMC 349** Dark Coral
■	**DMC 336** Navy Blue	H	**DMC 471** Very Light Avocado Green	N	**DMC 435** Very Light Brown
▲	**DMC 321** Red	+	**DMC 352** Light Coral	S	**DMC 815** Medium Garnet
◆	**DMC 3823** Ultra Pale Yellow	=	**DMC 798** Dark Delft Blue	K	**DMC 895** Very Dark Hunter Green
▼	**DMC 3841** Pale Baby Blue	Z	**DMC 3347** Medium Yellow Green	E	**DMC 437** Light Tan
★	**DMC 3346** Hunter Green	A	**DMC 820** Very Dark Royal Blue	C	**DMC 817** Very Dark Coral Red
❖	**DMC 809** Delft Blue	V	**DMC 801** Dark Coffee Brown	U	**DMC 739** Ultra Very Light Tan

Floral basket quilt block pillow Needlepoint pattern

This page is the dark part of the chart

Columns 1 to 70, rows 71 to 140. Gray squares: charted already, do not stitch again



Key

- ● **DMC 744** Pale Yellow
- ■ **DMC 336** Navy Blue
- ▲ **DMC 321** Red
- ◆ **DMC 3823** Ultra Pale Yellow
- ▼ **DMC 3841** Pale Baby Blue
- ★ **DMC 3346** Hunter Green
- ❖ **DMC 809** Delft Blue
- X **DMC 350** Medium Coral
- H **DMC 471** Very Light Avocado Green
- \+ **DMC 352** Light Coral
- = **DMC 798** Dark Delft Blue
- Z **DMC 3347** Medium Yellow Green
- A **DMC 820** Very Dark Royal Blue
- V **DMC 801** Dark Coffee Brown
- T **DMC 349** Dark Coral
- N **DMC 435** Very Light Brown
- S **DMC 815** Medium Garnet
- K **DMC 895** Very Dark Hunter Green
- E **DMC 437** Light Tan
- C **DMC 817** Very Dark Coral Red
- P **DMC 433** Medium Brown
- U **DMC 739** Ultra Very Light Tan

Floral basket quilt block pillow Needlepoint pattern

This page is the dark part of the chart

Columns 71 to 140, rows 71 to 140. Gray squares: charted already, do not stitch again



Key

- ● **DMC 744** Pale Yellow
- ■ **DMC 336** Navy Blue
- ▲ **DMC 321** Red
- ◆ **DMC 3823** Ultra Pale Yellow
- ▼ **DMC 3841** Pale Baby Blue
- ★ **DMC 3346** Hunter Green
- ❖ **DMC 809** Delft Blue
- X **DMC 350** Medium Coral
- H **DMC 471** Very Light Avocado Green
- \+ **DMC 352** Light Coral
- = **DMC 798** Dark Delft Blue
- Z **DMC 3347** Medium Yellow Green
- A **DMC 820** Very Dark Royal Blue
- V **DMC 801** Dark Coffee Brown
- T **DMC 349** Dark Coral
- N **DMC 435** Very Light Brown
- S **DMC 815** Medium Garnet
- K **DMC 895** Very Dark Hunter Green
- E **DMC 437** Light Tan
- C **DMC 817** Very Dark Coral Red
- P **DMC 433** Medium Brown
- U **DMC 739** Ultra Very Light Tan