Abstract cardinal in stained glass

Needlepoint pattern | 160 x 160 stitches | 16 x 16 in (40.6 x 40.6 cm) on 10 mesh | 24 colors



Thread key, DMC

			stitches	yards	skeins
●	3799	Very Dark Pewter Gray	7,362	91	12
■	775	Very Light Baby Blue	2,179	27	4
▲	995	Dark Electric Blue	2,099	26	4
◆	3325	Light Baby Blue	2,045	26	4
▼	666	Bright Red	1,807	23	3
★	304	Medium Red	1,631	21	3
❖	333	Very Dark Blue Violet	925	12	2
X	742	Light Tangerine	856	11	2
O	743	Medium Yellow	837	11	2
+	815	Medium Garnet	797	10	2
=	3849	Light Teal Green	633	8	1
Z	797	Royal Blue	619	8	1
A	3847	Dark Teal Green	583	8	1
V	745	Light Pale Yellow	537	7	1
T	702	Kelly Green	388	5	1
N	700	Bright Green	381	5	1
S	801	Dark Coffee Brown	342	5	1
K	155	Medium Dark Blue Violet	334	5	1
E	435	Very Light Brown	318	4	1
C	310	Black	256	4	1
P	350	Medium Coral	255	4	1
U	BLANC	White	219	3	1
L	741	Medium Tangerine	123	2	1
2	946	Medium Burnt Orange	74	1	1

One chart square is one tent stitch over one canvas intersection.

Cut the canvas at least 20 x 20 in (50.8 x 50.8 cm) for 10 mesh: the design and 2 in (5.1 cm) of margin on every side.

25,600 stitches in all. Start from the center: a red arrow above the chart marks the center column, and one to the left of it the center row. The arrows are on the pages those lines cross.

The chart is on 5 pages, each cut to what is stitched: bare canvas has no page, and a join falls on plain ground where it can. Pages 2 and 3 are turned on their side, for a part that is wider than it is tall. Where chart pages join, gray squares repeat two rows or columns. The small picture at the top of each chart page shows which part it is.

Thread: pearl cotton size 3, 2 strands in the needle on 10 mesh, about 52 skeins of 16.4 yd in all. Or six-strand floss, 8 to 10 strands, about 71 skeins of 8.7 yd; or tapestry wool, 1 strand, about 49 skeins of 8.7 yd; or Persian wool, 3 strands, about 52 skeins of 8 yd. Wool is numbered differently: match it by eye. Needle: tapestry, size 16 or 18.

Yards and skeins are estimates: the thread a stitch takes on the front and back of 10 mesh canvas, plus 30 percent, rounded up for each color (about 327 yards in all, as the thread lies in the needle).

Thread colors are approximate screen matches to DMC numbers. Check against real thread before you buy.

Make it a pillow: also have backing fabric, an insert the size of the stitching or an inch larger, and cord or piping for the edge. The seam takes the last two rows: stitch two extra rows all round, or keep the edge plain. "How to finish a pillow" is a guide linked from this pattern's page.

For your own stitching, gifts and handmade pieces you sell. Do not resell or share this PDF.

Abstract cardinal in stained glass

Needlepoint pattern

Chart 1 of 5: columns 1 to 80, rows 1 to 69

This page is the dark part of the chart



Abstract cardinal in stained glass

Needlepoint pattern

This page is the dark part of the chart

Chart 2 of 5: columns 81 to 160, rows 1 to 69; gray squares repeat columns 79 and 80



Abstract cardinal in stained glass

Needlepoint pattern

Chart 3 of 5: columns 1 to 54, rows 70 to 160; gray squares repeat rows 68 and 69

This page is the dark part of the chart

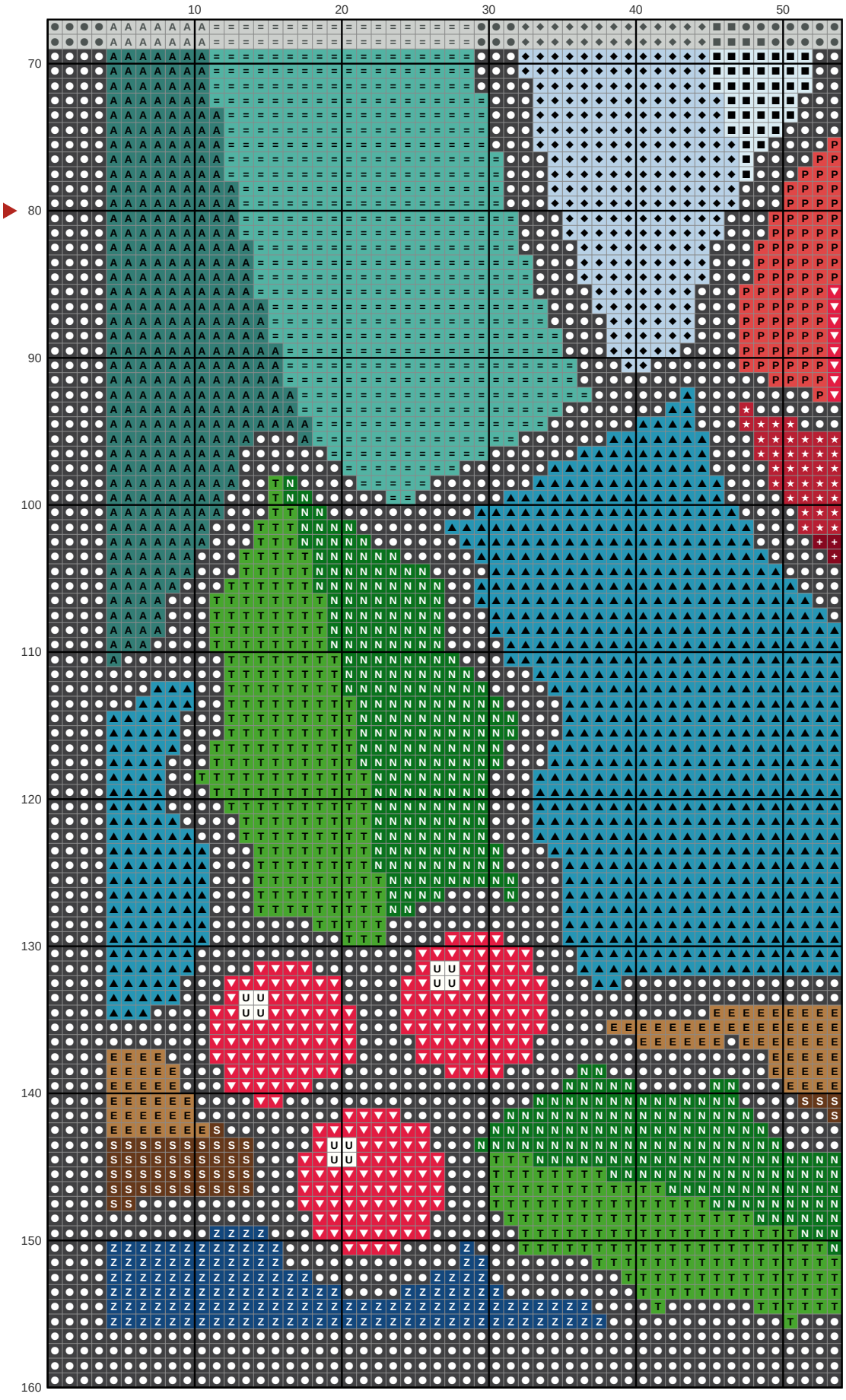

Abstract cardinal in stained glass

Needlepoint pattern

This page is the dark part of the chart

Chart 4 of 5: columns 55 to 107, rows 70 to 160; gray squares repeat columns 53 and 54 and rows 68 and 69



Abstract cardinal in stained glass

Needlepoint pattern

This page is the dark part of the chart

Chart 5 of 5: columns 108 to 160, rows 70 to 160; gray squares repeat columns 106 and 107 and rows 68 and 69

