Stained glass dove Christmas stocking

Needlepoint pattern | 143 x 234 stitches | 11 x 18 in (27.9 x 45.7 cm) on 13 mesh | 24 colors



Thread key, DMC

			stitches	yards	skeins
●	**310**	Black	8,269	79	13
■	**498**	Dark Red	1,442	14	3
▲	**820**	Very Dark Royal Blue	1,309	13	2
◆	**798**	Dark Delft Blue	1,235	12	2
▼	**745**	Light Pale Yellow	1,121	11	2
★	**3865**	Winter White	1,117	11	2
❖	**3820**	Dark Straw	1,098	11	2
X	**814**	Dark Garnet	1,022	10	2
O	**3747**	Very Light Blue Violet	849	9	2
+	**783**	Medium Topaz	809	8	2
=	**911**	Medium Emerald Green	763	8	2
Z	**3345**	Dark Hunter Green	732	7	2
A	**500**	Very Dark Blue Green	585	6	1
V	**550**	Very Dark Violet	534	6	1
T	**471**	Very Light Avocado Green	471	5	1
N	**666**	Bright Red	371	4	1
S	**552**	Medium Violet	306	3	1
K	**913**	Medium Nile Green	199	2	1
E	**3350**	Ultra Dark Dusty Rose	197	2	1
C	**341**	Light Blue Violet	158	2	1
P	**3731**	Very Dark Dusty Rose	111	2	1
U	**301**	Medium Mahogany	91	1	1
L	**300**	Very Dark Mahogany	83	1	1
2	**3354**	Light Dusty Rose	48	1	1

One chart square is one tent stitch over one canvas intersection.

Cut the canvas at least 15 x 22 in (38.1 x 55.9 cm) for 13 mesh: the design and 2 in (5.1 cm) of margin on every side.

22,920 stitches in all, inside the outline: the chart is 143 x 234 at its widest and tallest. Start from the center: a red arrow above the chart marks the center column, and one to the left of it the center row. The arrows are on the pages those lines cross.

The chart is on 4 pages, each cut to what is stitched: bare canvas has no page, and a join falls on plain ground where it can. Pages 2 and 3 are turned on their side, for a part that is wider than it is tall. Where chart pages join, gray squares repeat two rows or columns. The small picture at the top of each chart page shows which part it is.

Thread: six-strand floss, 7 or 8 strands in the needle on 13 mesh (counted at 8), about 48 skeins of 8.7 yd in all. Or pearl cotton size 3, 1 strand, about 28 skeins of 16.4 yd; or tapestry wool, 1 strand, about 40 skeins of 8.7 yd; or Persian wool, 2 strands, about 32 skeins of 8 yd. Wool is numbered differently: match it by eye. Needle: tapestry, size 20.

Yards and skeins are estimates: the thread a stitch takes on the front and back of 13 mesh canvas, plus 30 percent, rounded up for each color (about 228 yards in all, as the thread lies in the needle).

Thread colors are approximate screen matches to DMC numbers. Check against real thread before you buy.

Make it a stocking: also have backing and lining fabric, cord or piping, and a loop. Finishers ask for stockings months before Christmas, and most want two extra rows all round. Ask yours before the edge, and stitch a name first. "How to finish a stocking" is a guide linked from this pattern's page.

For your own stitching, gifts and handmade pieces you sell. Do not resell or share this PDF.

Stained glass dove Christmas stocking

Needlepoint pattern

This page is the dark part of the chart

Chart 1 of 4: columns 62 to 143, rows 1 to 71



Stained glass dove Christmas stocking

Needlepoint pattern

This page is the dark part of the chart

Chart 2 of 4: columns 61 to 143, rows 72 to 140; gray squares repeat rows 70 and 71

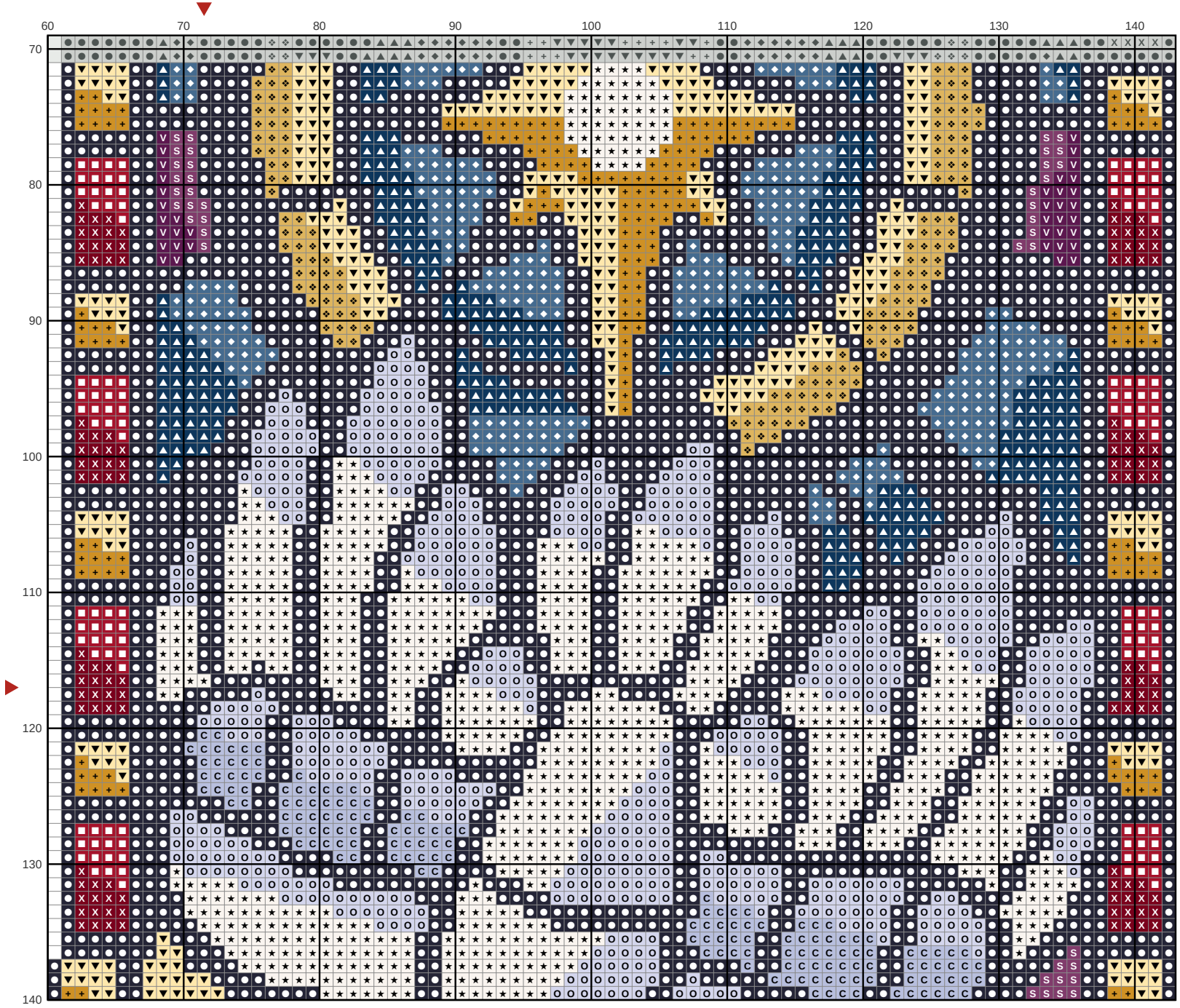

Stained glass dove Christmas stocking

Needlepoint pattern

Chart 3 of 4: columns 1 to 72, rows 141 to 234; gray squares repeat rows 139 and 140

This page is the dark part of the chart



Stained glass dove Christmas stocking

Needlepoint pattern

This page is the dark part of the chart

Chart 4 of 4: columns 73 to 143, rows 141 to 234; gray squares repeat columns 71 and 72 and rows 139 and 140

