Ecclesiastical kneeler with rose window

Needlepoint pattern | 240 x 110 stitches | 18.5 x 8.5 in (46.9 x 21.5 cm) on 13 mesh | 24 colors



Thread key, DMC

			stitches	yards	skeins
●	939	Very Dark Navy Blue	9,760	93	15
■	783	Medium Topaz	2,152	21	4
▲	976	Medium Golden Brown	1,638	16	3
◆	3820	Dark Straw	1,532	15	3
▼	3799	Very Dark Pewter Gray	1,296	13	2
★	780	Ultra Very Dark Topaz	1,056	11	2
❖	666	Bright Red	892	9	2
X	815	Medium Garnet	782	8	2
O	469	Avocado Green	710	7	2
+	797	Royal Blue	680	7	1
=	3834	Dark Grape	620	6	1
Z	3835	Medium Grape	612	6	1
A	322	Dark Baby Blue	596	6	1
V	936	Very Dark Avocado Green	550	6	1
T	154	Very Dark Grape	548	6	1
N	725	Medium Light Topaz	548	6	1
S	470	Light Avocado Green	488	5	1
K	970	Light Pumpkin	404	4	1
E	414	Dark Steel Gray	346	4	1
C	33	Fuchsia	320	4	1
P	471	Very Light Avocado Green	256	3	1
U	29	Eggplant	250	3	1
L	3836	Light Grape	198	2	1
2	3822	Light Straw	166	2	1

One chart square is one tent stitch over one canvas intersection.

Cut the canvas at least 22.5 x 12.5 in (57.1 x 31.7 cm) for 13 mesh: the design and 2 in (5.1 cm) of margin on every side.

26,400 stitches in all. Start from the center: a red arrow above the chart marks the center column, and one to the left of it the center row. The arrows are on the pages those lines cross.

The chart is divided evenly over 4 pages. Where chart pages join, gray squares repeat two columns. The small picture at the top of each chart page shows which part it is.

Thread: six-strand floss, 7 or 8 strands in the needle on 13 mesh (counted at 8), about 50 skeins of 8.7 yd in all. Or pearl cotton size 3, 1 strand, about 30 skeins of 16.4 yd; or tapestry wool, 1 strand, about 40 skeins of 8.7 yd; or Persian wool, 2 strands, about 35 skeins of 8 yd. Wool is numbered differently: match it by eye. Needle: tapestry, size 20.

Yards and skeins are estimates: the thread a stitch takes on the front and back of 13 mesh canvas, plus 30 percent, rounded up for each color (about 263 yards in all, as the thread lies in the needle).

Thread colors are approximate screen matches to DMC numbers. Check against real thread before you buy.

When it is stitched: also have a finisher, or the fabric and cord to make it up yourself. Ask before you stitch the edge: some finishes take extra rows. "Ways to finish needlepoint" is a guide linked from this pattern's page.

For your own stitching, gifts and handmade pieces you sell. Do not resell or share this PDF or copies of it.

Ecclesiastical kneeler with rose window

Needlepoint pattern

This page is the dark part of the chart

Chart 1 of 4: columns 1 to 60, rows 1 to 110



Key

- DMC 939
- DMC 783
- DMC 976
- DMC 3820 Dark Straw
- DMC 780
- DMC 469
- DMC 3834
- DMC 3835
- DMC 936
- DMC 154
- DMC 470
- DMC 471
- DMC 3836
- 2 DMC 3822 Light Straw

Ecclesiastical kneeler with rose window

Needlepoint pattern

This page is the dark part of the chart

Chart 2 of 4: columns 61 to 120, rows 1 to 110; gray squares repeat columns 59 and 60



Key

- DMC 939
- DMC 783
- DMC 976
- DMC 3820
- DMC 3799
- DMC 780
- DMC 666
- DMC 815
- DMC 469
- DMC 797
- DMC 3834
- DMC 3835
- DMC 322
- DMC 936
- DMC 154
- DMC 725
- DMC 470
- DMC 970
- DMC 414
- DMC 33 Fuchsia
- DMC 471
- DMC 29 Eggplant
- DMC 3836

Ecclesiastical kneeler with rose window

Needlepoint pattern

This page is the dark part of the chart

Chart 3 of 4: columns 121 to 180, rows 1 to 110; gray squares repeat columns 119 and 120



Key

- DMC 939
- DMC 783
- DMC 976
- DMC 3820
- DMC 3799
- DMC 780
- DMC 666
- DMC 815
- DMC 469
- DMC 797
- DMC 3834
- DMC 3835
- DMC 322
- DMC 936
- DMC 154
- DMC 725
- DMC 470
- DMC 970
- DMC 414
- DMC 33 Fuchsia
- DMC 471
- DMC 29 Eggplant
- DMC 3836

Ecclesiastical kneeler with rose window

Needlepoint pattern

This page is the dark part of the chart

Chart 4 of 4: columns 181 to 240, rows 1 to 110; gray squares repeat columns 179 and 180



Key

- DMC 939
- DMC 783
- DMC 976
- DMC 3820
- DMC 780
- DMC 469
- DMC 3834
- DMC 3835
- DMC 936
- DMC 154
- DMC 470
- DMC 471
- DMC 3836
- DMC 3822