Ecclesiastical kneeler with rose window

Needlepoint pattern | 240 x 110 stitches | 18.5 x 8.5 in (46.9 x 21.5 cm) on 13 mesh | 24 colors



Thread key, DMC

			stitches	yards	skeins
●	**939**	Very Dark Navy Blue	9,760	93	15
■	**783**	Medium Topaz	2,152	21	4
▲	**976**	Medium Golden Brown	1,638	16	3
◆	**3820**	Dark Straw	1,532	15	3
▼	**3799**	Very Dark Pewter Gray	1,296	13	2
★	**780**	Ultra Very Dark Topaz	1,056	11	2
❖	**666**	Bright Red	892	9	2
X	**815**	Medium Garnet	782	8	2
O	**469**	Avocado Green	710	7	2
+	**797**	Royal Blue	680	7	1
=	**3834**	Dark Grape	620	6	1
Z	**3835**	Medium Grape	612	6	1
A	**322**	Dark Baby Blue	596	6	1
V	**936**	Very Dark Avocado Green	550	6	1
T	**154**	Very Dark Grape	548	6	1
N	**725**	Medium Light Topaz	548	6	1
S	**470**	Light Avocado Green	488	5	1
K	**970**	Light Pumpkin	404	4	1
E	**414**	Dark Steel Gray	346	4	1
C	**33**	Fuchsia	320	4	1
P	**471**	Very Light Avocado Green	256	3	1
U	**29**	Eggplant	250	3	1
L	**3836**	Light Grape	198	2	1
2	**3822**	Light Straw	166	2	1

One chart square is one tent stitch over one canvas intersection.

Cut the canvas at least 22.5 x 12.5 in (57.1 x 31.7 cm) for 13 mesh: the design and 2 in (5.1 cm) of margin on every side.

26,400 stitches in all. Start from the center: a red arrow above the chart marks the center column, and one to the left of it the center row. The arrows are on the pages those lines cross.

The chart is divided evenly over 6 pages. Pages 2, 3, 4, 5, 6 and 7 are turned on their side, for a part that is wider than it is tall. Where chart pages join, gray squares repeat two rows or columns. The small picture at the top of each chart page shows which part it is.

Thread: six-strand floss, 7 or 8 strands in the needle on 13 mesh (counted at 8), about 50 skeins of 8.7 yd in all. Or pearl cotton size 3, 1 strand, about 30 skeins of 16.4 yd; or tapestry wool, 1 strand, about 40 skeins of 8.7 yd; or Persian wool, 2 strands, about 35 skeins of 8 yd. Wool is numbered differently: match it by eye. Needle: tapestry, size 20.

Yards and skeins are estimates: the thread a stitch takes on the front and back of 13 mesh canvas, plus 30 percent, rounded up for each color (about 263 yards in all, as the thread lies in the needle).

Thread colors are approximate screen matches to DMC numbers. Check against real thread before you buy.

When it is stitched: also have a finisher, or the fabric and cord to make it up yourself. Ask before you stitch the edge: some finishes take extra rows. "Ways to finish needlepoint" is a guide linked from this pattern's page.

For your own stitching, gifts and handmade pieces you sell. Do not resell or share this PDF or copies of it.

Ecclesiastical kneeler with rose window

Needlepoint pattern

Chart 1 of 6: columns 1 to 80, rows 1 to 55

This page is the dark part of the chart



Ecclesiastical kneeler with rose window

Needlepoint pattern

Chart 2 of 6: columns 81 to 160, rows 1 to 55; gray squares repeat columns 79 and 80

This page is the dark part of the chart



Ecclesiastical kneeler with rose window

Needlepoint pattern

Chart 3 of 6: columns 161 to 240, rows 1 to 55; gray squares repeat columns 159 and 160

This page is the dark part of the chart



Ecclesiastical kneeler with rose window

Needlepoint pattern

Chart 4 of 6: columns 1 to 80, rows 56 to 110; gray squares repeat rows 54 and 55

This page is the dark part of the chart



Ecclesiastical kneeler with rose window

Needlepoint pattern

This page is the dark part of the chart



Chart 5 of 6: columns 81 to 160, rows 56 to 110; gray squares repeat columns 79 and 80 and rows 54 and 55



Ecclesiastical kneeler with rose window

Needlepoint pattern

This page is the dark part of the chart



Chart 6 of 6: columns 161 to 240, rows 56 to 110; gray squares repeat columns 159 and 160 and rows 54 and 55

