Red-eyed tree frog bean bag

Needlepoint pattern | 110 x 107 stitches | 8.5 x 8.2 in (21.5 x 20.9 cm) on 13 mesh | 16 colors



How to stitch it



1. Each square is one tent stitch, up at 1, down at 2. Lines in continental, right to left, the canvas upside down for the next row; wide areas in basketweave.
2. Cut 18 in of thread. Start and end it without a knot left behind.
3. Mark the middle of the canvas. It is the outlined square on page 2, column 55, row 54 (DMC 995): start there. Count threads, not holes.
4. Go on from it: picture first, background last. Gray squares are on two pages: stitch them once. Empty squares stay bare.
5. Last, two more rows all round in DMC 934: the seam hides them.

First time? How to needlepoint: flossfield.com/needlepoint/guides/how-to-start/
How to read a chart: flossfield.com/needlepoint/guides/how-to-read-a-chart/

What you need

Canvas: blank mono canvas, 13 mesh (13 threads to the inch), cut 13 in square (33 cm).

Needle: blunt tapestry, size 20. Also masking tape for the cut edges, and small scissors.

Thread: six-strand floss, 16 colors, about 22 skeins in all (an estimate). Stitch with 7 strands (8 if canvas shows).

Make it a bean bag: fabric for the underside, and pellets in a small cotton bag.
How to finish a bean bag.

Thread list, DMC

			stitches	skeins
●	**934**	Black Avocado Green	2,554	6
■	**704**	Bright Chartreuse	1,286	2
▲	**3849**	Light Teal Green	650	1
◆	**3819**	Light Moss Green	638	1
▼	**906**	Medium Parrot Green	573	1
★	**741**	Medium Tangerine	534	1
❖	**701**	Light Green	339	1
X	**BLANC**	White	319	1
H	**3847**	Dark Teal Green	293	1
+	**3078**	Very Light Golden Yellow	264	1
=	**995**	Dark Electric Blue	201	1
Z	**946**	Medium Burnt Orange	175	1
A	**666**	Bright Red	134	1
V	**3753**	Ultra Very Light Antique Blue	92	1
T	**797**	Royal Blue	71	1
N	**815**	Medium Garnet	63	1

Skeins are estimates, with the two extra rows: the thread a stitch takes on the front and back of 13 mesh canvas, plus 30 percent, rounded up for each color.

Thread colors are approximate screen matches to DMC numbers. Check against real thread before you buy.

For your own stitching, gifts and handmade pieces you sell. Do not resell or share this PDF or copies of it.

Red-eyed tree frog bean bag

Needlepoint pattern

Columns 1 to 59, rows 1 to 104. Start at the red outline

This page is the dark part of the chart



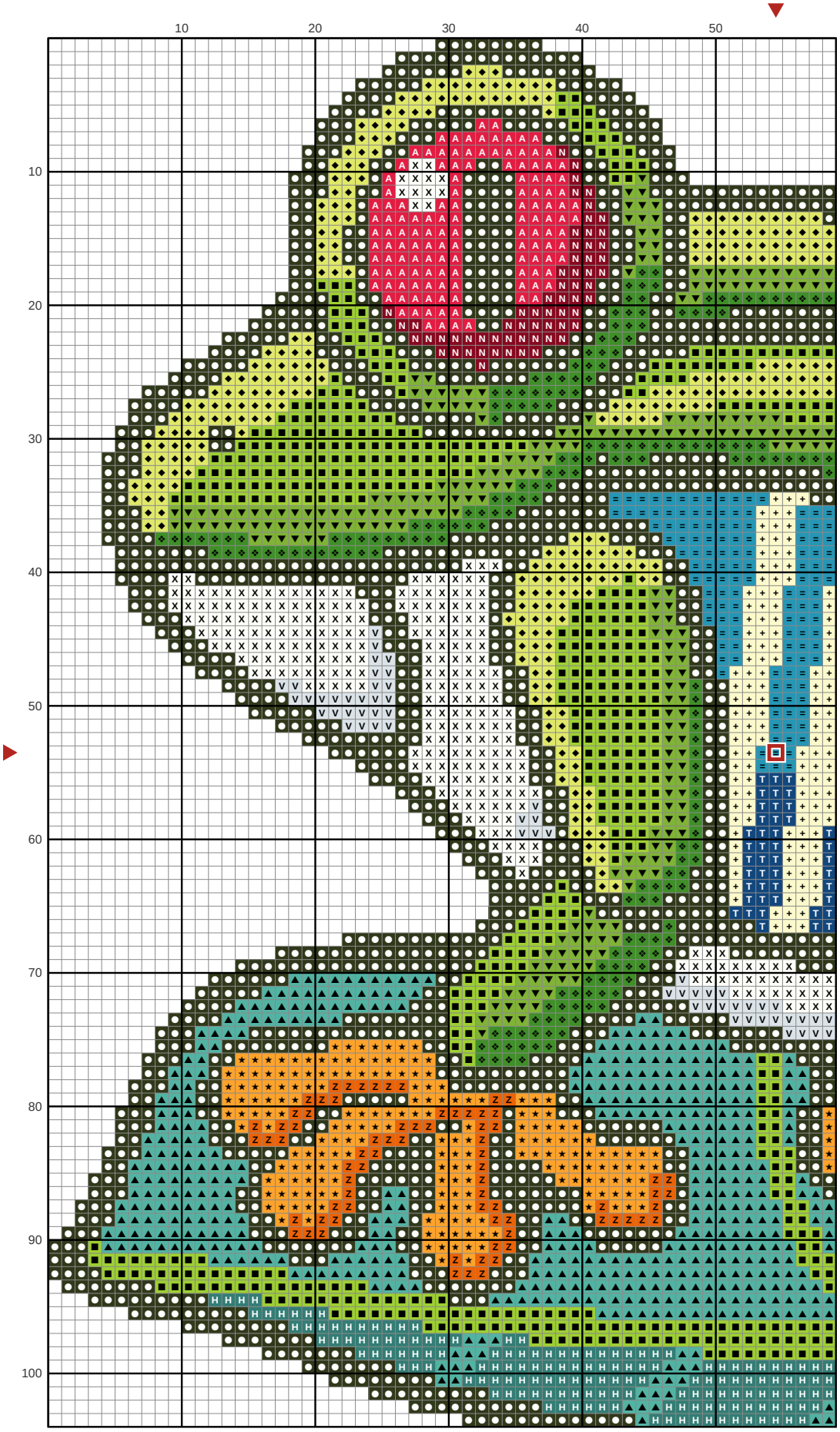

Key

- **DMC 934** Black Avocado Green
- **DMC 704** Bright Chartreuse
- **DMC 3849** Light Teal Green
- **DMC 3819** Light Moss Green
- **DMC 906** Medium Parrot Green
- **DMC 741** Medium Tangerine
- **DMC 701** Light Green
- **DMC BLANC** White
- **DMC 3847** Dark Teal Green
- **DMC 3078** Very Light Golden Yellow
- **DMC 995** Dark Electric Blue
- **DMC 946** Medium Burnt Orange
- **DMC 666** Bright Red
- **DMC 3753** Ultra Very Light Antique Blue
- **DMC 797** Royal Blue
- **DMC 815** Medium Garnet

Red-eyed tree frog bean bag

Needlepoint pattern

Columns 60 to 110, rows 1 to 104. Gray squares: charted already, do not stitch again

This page is the dark part of the chart





Key

- **DMC 934** Black Avocado Green
- **DMC 704** Bright Chartreuse
- **DMC 3849** Light Teal Green
- **DMC 3819** Light Moss Green
- **DMC 906** Medium Parrot Green
- **DMC 741** Medium Tangerine
- **DMC 701** Light Green
- **DMC BLANC** White
- **DMC 3847** Dark Teal Green
- **DMC 3078** Very Light Golden Yellow
- **DMC 995** Dark Electric Blue
- **DMC 946** Medium Burnt Orange
- **DMC 3753** Ultra Very Light Antique Blue
- **DMC 797** Royal Blue

Red-eyed tree frog bean bag Needlepoint pattern

Columns 36 to 81, rows 105 to 107. Gray squares: charted already, do not stitch again

This page is the dark part of the chart

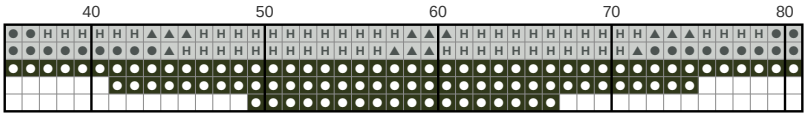

Key

DMC 934 Black Avocado Green