Don't believe everything you think, fish

Needlepoint pattern | 140 x 140 stitches | 14 x 14 in (35.6 x 35.6 cm) on 10 mesh | 22 colors



How to stitch it



1. Each square is one tent stitch, up at 1, down at 2. Lines in continental, right to left, the canvas upside down for the next row; wide areas in basketweave.
2. Cut 18 in of thread. Start and end it without a knot left behind.
3. Mark the middle of the canvas. It is the outlined square on page 2, column 70, row 70 (DMC 3799): start there. Count threads, not holes.
4. Go on from it: picture first, background last. Gray squares are on two pages: stitch them once.
5. Last, two more rows all round in DMC 3799: the seam hides them.

First time? How to needlepoint: flossfield.com/needlepoint/guides/how-to-start/
How to read a chart: flossfield.com/needlepoint/guides/how-to-read-a-chart/

What you need

Canvas: blank mono canvas, 10 mesh (10 threads to the inch), cut 18.5 in square (47 cm).

Needle: blunt tapestry, size 18. Also masking tape for the cut edges, and small scissors.

Thread: pearl cotton size 3, 22 colors, about 42 skeins in all (an estimate). Stitch with 2 lengths together.

Make it a pillow: backing fabric, an insert the size of the stitching or an inch larger, and cord or piping for the edge. How to finish a pillow.

Thread list, DMC

			stitches	skeins
●	3799	Very Dark Pewter Gray	5,341	10
■	739	Ultra Very Light Tan	3,924	6
▲	712	Cream	1,735	3
◆	823	Dark Navy Blue	1,093	2
▼	3761	Light Sky Blue	1,053	2
★	796	Dark Royal Blue	719	2
❖	995	Dark Electric Blue	714	2
X	738	Very Light Tan	604	1
H	747	Very Light Sky Blue	599	1
+	943	Medium Aquamarine	597	1
=	598	Light Turquoise	586	1
Z	3843	Electric Blue	485	1
A	155	Medium Dark Blue Violet	481	1
V	828	Ultra Very Light Sky Blue	322	1
T	959	Medium Seagreen	272	1
N	970	Light Pumpkin	256	1
S	312	Very Dark Baby Blue	231	1
K	31	Blueberry	188	1
E	741	Medium Tangerine	156	1
C	3847	Dark Teal Green	151	1
P	900	Dark Burnt Orange	58	1
U	946	Medium Burnt Orange	35	1

Skeins are estimates, with the two extra rows: the thread a stitch takes on the front and back of 10 mesh canvas, plus 30 percent, rounded up for each color.

Thread colors are approximate screen matches to DMC numbers. Check against real thread before you buy.

For your own stitching, gifts and handmade pieces you sell. Do not resell or share this PDF or copies of it.

Don't believe everything you think, fish

Needlepoint pattern

Columns 1 to 74, rows 1 to 74. Start at the red outline

This page is the dark part of the chart

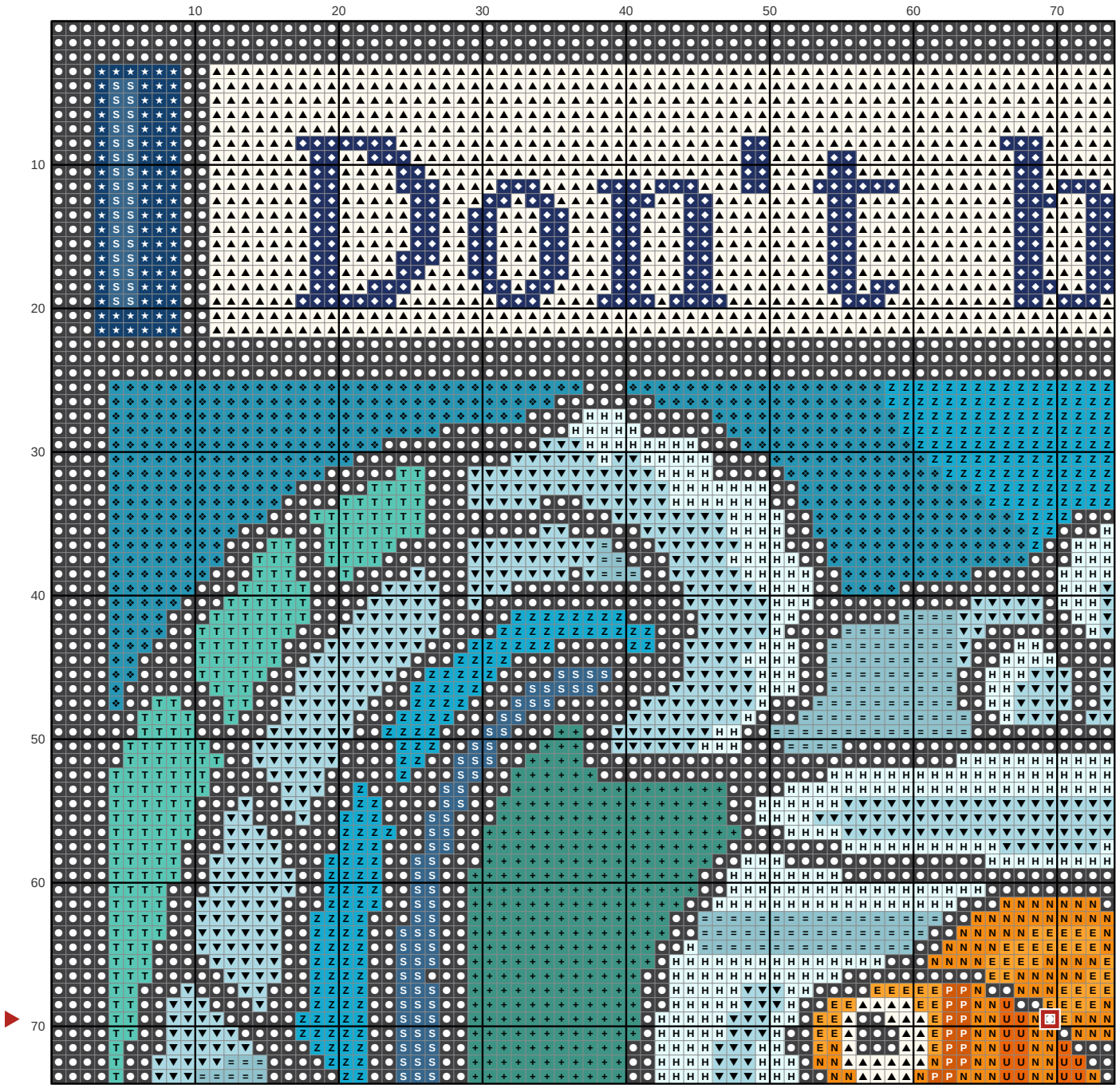

Key

- ● **DMC 3799** Very Dark Pewter Gray
- ▲ **DMC 712** Cream
- ◆ **DMC 823** Dark Navy Blue
- ▼ **DMC 3761** Light Sky Blue
- ★ **DMC 796** Dark Royal Blue
- ❖ **DMC 995** Dark Electric Blue
- H **DMC 747** Very Light Sky Blue
- \+ **DMC 943** Medium Aquamarine
- = **DMC 598** Light Turquoise
- Z **DMC 3843** Electric Blue
- T **DMC 959** Medium Seagreen
- N **DMC 970** Light Pumpkin
- S **DMC 312** Very Dark Baby Blue
- E **DMC 741** Medium Tangerine
- P **DMC 900** Dark Burnt Orange
- U **DMC 946** Medium Burnt Orange

Don't believe everything you think, fish

Needlepoint pattern

Columns 75 to 140, rows 1 to 74. Gray squares: charted already, do not stitch again

This page is the dark part of the chart



Key

- ● **DMC 3799** Very Dark Pewter Gray
- ■ **DMC 739** Ultra Very Light Tan
- ▲ **DMC 712** Cream
- ◆ **DMC 823** Dark Navy Blue
- ▼ **DMC 3761** Light Sky Blue
- ★ **DMC 796** Dark Royal Blue
- H **DMC 747** Very Light Sky Blue
- \+ **DMC 943** Medium Aquamarine
- = **DMC 598** Light Turquoise
- Z **DMC 3843** Electric Blue
- A **DMC 155** Medium Dark Blue Violet
- V **DMC 828** Ultra Very Light Sky Blue
- N **DMC 970** Light Pumpkin
- S **DMC 312** Very Dark Baby Blue
- K **DMC 31** Blueberry
- E **DMC 741** Medium Tangerine

Don't believe everything you think, fish

Needlepoint pattern

Columns 1 to 74, rows 75 to 140. Gray squares: charted already, do not stitch again

This page is the dark part of the chart

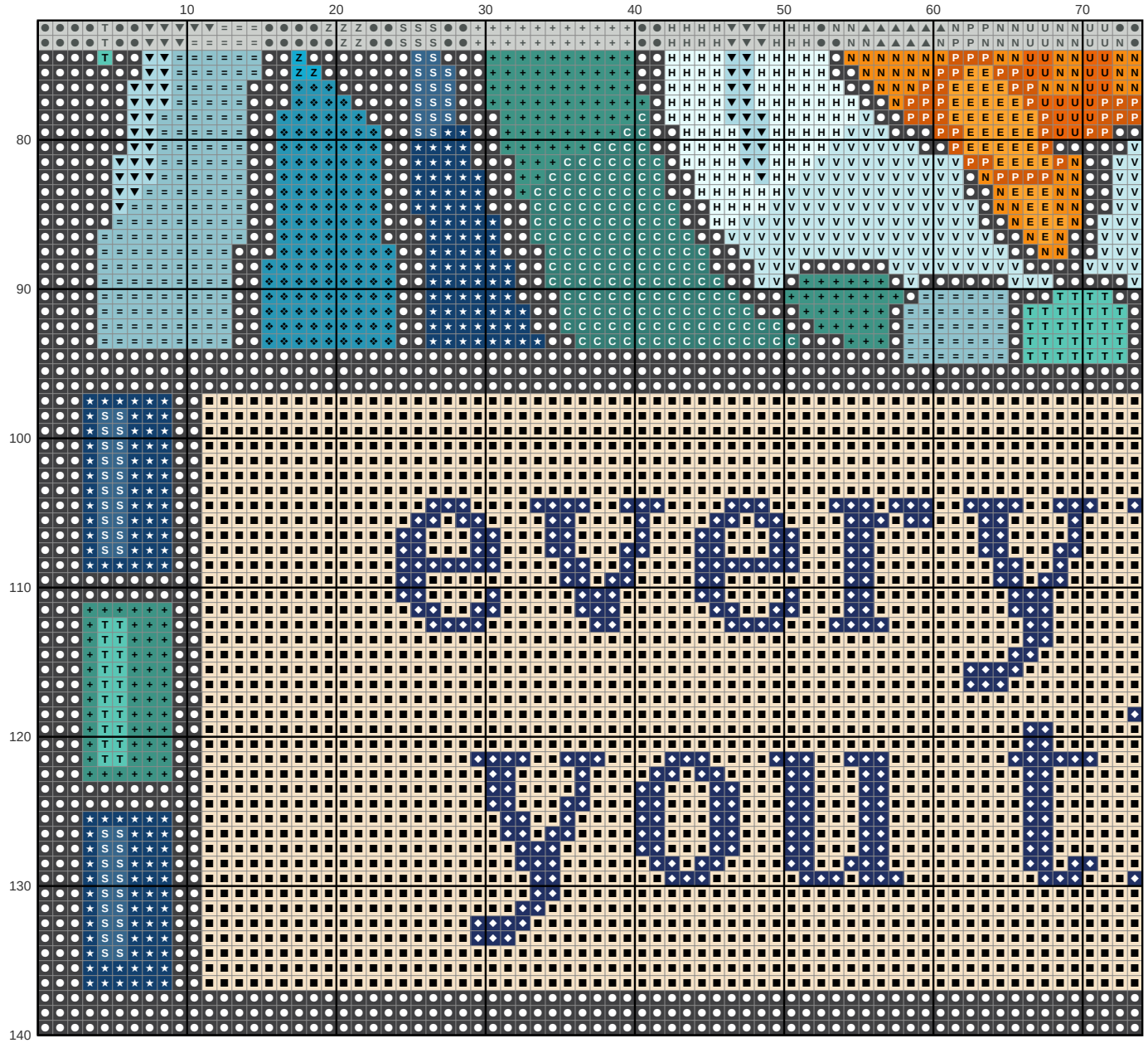

Key

●	**DMC 3799** Very Dark Pewter Gray	H	**DMC 747** Very Light Sky Blue	N	**DMC 970** Light Pumpkin
■	**DMC 739** Ultra Very Light Tan	+	**DMC 943** Medium Aquamarine	S	**DMC 312** Very Dark Baby Blue
◆	**DMC 823** Dark Navy Blue	=	**DMC 598** Light Turquoise	E	**DMC 741** Medium Tangerine
▼	**DMC 3761** Light Sky Blue	Z	**DMC 3843** Electric Blue	C	**DMC 3847** Dark Teal Green
★	**DMC 796** Dark Royal Blue	V	**DMC 828** Ultra Very Light Sky Blue	P	**DMC 900** Dark Burnt Orange
❖	**DMC 995** Dark Electric Blue	T	**DMC 959** Medium Seagreen	U	**DMC 946** Medium Burnt Orange

Don't believe everything you think, fish Needlepoint pattern

Columns 75 to 140, rows 75 to 140. Gray squares: charted already, do not stitch again

This page is the dark part of the chart



Key

- ● **DMC 3799** Very Dark Pewter Gray
- ■ **DMC 739** Ultra Very Light Tan
- ◆ **DMC 823** Dark Navy Blue
- ▼ **DMC 3761** Light Sky Blue
- ★ **DMC 796** Dark Royal Blue
- ❖ **DMC 995** Dark Electric Blue
- X **DMC 738** Very Light Tan
- \+ **DMC 943** Medium Aquamarine
- A **DMC 155** Medium Dark Blue Violet
- V **DMC 828** Ultra Very Light Sky Blue
- T **DMC 959** Medium Seagreen
- N **DMC 970** Light Pumpkin
- S **DMC 312** Very Dark Baby Blue
- K **DMC 31** Blueberry
- E **DMC 741** Medium Tangerine
- P **DMC 900** Dark Burnt Orange