Wind chime with hummingbird and fuchsias

Needlepoint pattern | 92 x 110 stitches | 6.6 x 7.9 in (16.7 x 20 cm) on 14 mesh | 20 colors



Thread key, DMC

			stitches	yards	skeins
●	**3799**	Very Dark Pewter Gray	2,388	22	3
■	**947**	Burnt Orange	500	5	1
▲	**747**	Very Light Sky Blue	446	4	1
◆	**741**	Medium Tangerine	440	4	1
▼	**3607**	Light Plum	390	4	1
★	**3816**	Celadon Green	383	4	1
❖	**209**	Dark Lavender	305	3	1
X	**743**	Medium Yellow	301	3	1
O	**3608**	Very Light Plum	285	3	1
+	**745**	Light Pale Yellow	278	3	1
=	**955**	Light Nile Green	217	2	1
Z	**550**	Very Dark Violet	195	2	1
A	**917**	Medium Plum	181	2	1
V	**3766**	Light Peacock Blue	172	2	1
T	**3818**	Ultra Very Dark Emerald Green	168	2	1
N	**3765**	Very Dark Peacock Blue	149	2	1
S	**912**	Light Emerald Green	100	1	1
K	**211**	Light Lavender	85	1	1
E	**3837**	Ultra Dark Lavender	85	1	1
C	**910**	Dark Emerald Green	42	1	1

One chart square is one tent stitch over one canvas intersection.

Cut the canvas at least 10.6 x 11.9 in (26.9 x 30.1 cm) for 14 mesh: the design and 2 in (5.1 cm) of margin on every side.

7,110 stitches in all, inside the outline: the chart is 92 x 110 at its widest and tallest. Start from the center: a red arrow above the chart marks the center column, and one to the left of it the center row. The arrows are on the pages those lines cross.

The chart is on 2 pages, each cut to what is stitched: bare canvas has no page, and a join falls on plain ground where it can. Where chart pages join, gray squares repeat two columns. The small picture at the top of each chart page shows which part it is.

Thread: six-strand floss, 6 or 7 strands in the needle on 14 mesh (counted at 7), about 22 skeins of 8.7 yd in all. Or pearl cotton size 3, 1 strand, about 21 skeins of 16.4 yd; or tapestry wool, 1 strand, about 22 skeins of 8.7 yd; or Persian wool, 2 strands, about 21 skeins of 8 yd. Wool is numbered differently: match it by eye. Needle: tapestry, size 20.

Yards and skeins are estimates: the thread a stitch takes on the front and back of 14 mesh canvas, plus 30 percent, rounded up for each color (about 71 yards in all, as the thread lies in the needle).

Thread colors are approximate screen matches to DMC numbers. Check against real thread before you buy.

Make it an ornament: also have board, thin batting, backing fabric and twisted cord. Stitch two or three extra rows of background all round: the edge of the board takes them. "How to finish an ornament" is a guide linked from this pattern's page.

For your own stitching, gifts and handmade pieces you sell. Do not resell or share this PDF or copies of it.

Wind chime with hummingbird and fuchsias

Chart 1 of 2: columns 1 to 46, rows 1 to 109

This page is the dark part of the chart



Key

- DMC 3799 Very Dark Pewter Gray
- DMC 947 Burnt Orange
- DMC 747 Very Light Sky Blue
- DMC 741 Medium Tangerine
- DMC 3607 Light Plum
- DMC 3816 Celadon Green
- DMC 209 Dark Lavender
- DMC 743 Medium Yellow
- DMC 3608 Very Light Plum
- DMC 745 Light Pale Yellow
- DMC 955 Light Nile Green
- DMC 550 Very Dark Violet
- DMC 917 Medium Plum
- DMC 3766 Light Peacock Blue
- DMC 3818 Ultra Very Dark Emerald Green
- DMC 211 Light Lavender
- DMC 3837 Ultra Dark Lavender

Wind chime with hummingbird and fuchsias

Chart 2 of 2: columns 47 to 92, rows 1 to 109; gray squares repeat columns 45 and 46

This page is the dark part of the chart



Key

- **DMC 3799** Very Dark Pewter Gray
- **DMC 947** Burnt Orange
- **DMC 747** Very Light Sky Blue
- **DMC 741** Medium Tangerine
- **DMC 3607** Light Plum
- **DMC 3816** Celadon Green
- **DMC 209** Dark Lavender
- **DMC 743** Medium Yellow
- **DMC 3608** Very Light Plum
- **DMC 745** Light Pale Yellow
- **DMC 955** Light Nile Green
- **DMC 550** Very Dark Violet
- **DMC 917** Medium Plum
- **DMC 3766** Light Peacock Blue
- **DMC 3818** Ultra Very Dark Emerald Green
- **DMC 3765** Very Dark Peacock Blue
- **DMC 912** Light Emerald Green
- **DMC 211** Light Lavender
- **DMC 3837** Ultra Dark Lavender
- **DMC 910** Dark Emerald Green