Lion face yarmulke in stained glass

Needlepoint pattern | 108 x 93 stitches | 6 x 5.2 in (15.2 x 13.1 cm) on 18 mesh | 12 colors



How to stitch it



1. Each square is one tent stitch, up at 1, down at 2. Lines in continental, right to left, the canvas upside down for the next row; wide areas in basketweave.
2. Cut 18 in of thread. Start and end it without a knot left behind.
3. Mark the middle of the canvas. It is the outlined square on page 2, column 54, row 47 (DMC 725): start there. Count threads, not holes.
4. Go on from it: picture first, background last. Gray squares are on two pages: stitch them once. Empty squares stay bare.
5. When it is done, block it square.

First time? How to needlepoint: flossfield.com/needlepoint/guides/how-to-start/
How to read a chart: flossfield.com/needlepoint/guides/how-to-read-a-chart/

What you need

Canvas: blank mono canvas, 18 mesh (18 threads to the inch), cut 10 in wide x 9.5 in high (25.4 x 24.1 cm).

Needle: blunt tapestry, size 22. Also masking tape for the cut edges, and small scissors.

Thread: six-strand floss, 12 colors, about 13 skeins in all (an estimate). Stitch with 4 strands (5 or 6 if canvas shows).

Make it a kippah: thin cotton for the lining, and double fold bias tape for the rim. Ask the finisher, or cut a paper copy and try it on, before you stitch the edge. A kippah, step by step.

Thread list, DMC

			stitches	skeins
●	**3799**	Very Dark Pewter Gray	2,133	2
■	**725**	Medium Light Topaz	548	1
▲	**3853**	Dark Autumn Gold	479	1
◆	**946**	Medium Burnt Orange	430	1
▼	**3855**	Light Autumn Gold	392	1
★	**797**	Royal Blue	380	1
❖	**3843**	Electric Blue	352	1
X	**746**	Off White	348	1
H	**815**	Medium Garnet	320	1
+	**910**	Dark Emerald Green	164	1
=	**3722**	Medium Shell Pink	158	1
Z	**553**	Violet	154	1

Skeins are estimates: the thread a stitch takes on the front and back of 18 mesh canvas, plus 30 percent, rounded up for each color.
Thread colors are approximate screen matches to DMC numbers. Check against real thread before you buy.
For your own stitching, gifts and handmade pieces you sell. Do not resell or share this PDF or copies of it.

Lion face yarmulke in stained glass

Needlepoint pattern

Columns 1 to 58, rows 1 to 93. Start at the red outline

This page is the dark part of the chart



Key

- DMC 3799 Very Dark Pewter Gray
- DMC 725 Medium Light Topaz
- DMC 3853 Dark Autumn Gold
- DMC 946 Medium Burnt Orange
- DMC 3855 Light Autumn Gold
- DMC 797 Royal Blue
- DMC 3843 Electric Blue
- DMC 746 Off White
- DMC 815 Medium Garnet
- DMC 910 Dark Emerald Green
- DMC 3722 Medium Shell Pink
- DMC 553 Violet

Lion face yarmulke in stained glass

Needlepoint pattern

Columns 59 to 108, rows 1 to 93. Gray squares: charted already, do not stitch again

This page is the dark part of the chart





Key

- **DMC 3799** Very Dark Pewter Gray
- **DMC 725** Medium Light Topaz
- **DMC 3853** Dark Autumn Gold
- **DMC 946** Medium Burnt Orange
- **DMC 3855** Light Autumn Gold
- **DMC 797** Royal Blue
- **DMC 3843** Electric Blue
- **DMC 746** Off White
- **DMC 815** Medium Garnet
- **DMC 910** Dark Emerald Green
- **DMC 3722** Medium Shell Pink
- **DMC 553** Violet