Stained glass nativity stocking

Needlepoint pattern | 143 x 234 stitches | 11 x 18 in (27.9 x 45.7 cm) on 13 mesh | 24 colors



Thread key, DMC

			stitches	yards	skeins
●	310	Black	6,977	67	11
■	BLANC	White	2,311	22	4
▲	3812	Very Dark Seagreen	1,711	17	3
◆	743	Medium Yellow	1,253	12	2
▼	321	Red	1,205	12	2
★	820	Very Dark Royal Blue	972	10	2
❖	797	Royal Blue	902	9	2
X	909	Very Dark Emerald Green	888	9	2
O	783	Medium Topaz	837	8	2
+	3752	Very Light Antique Blue	808	8	2
=	911	Medium Emerald Green	790	8	2
Z	553	Violet	611	6	1
A	3064	Desert Sand	474	5	1
V	3843	Electric Blue	469	5	1
T	552	Medium Violet	425	5	1
N	3808	Ultra Very Dark Turquoise	389	4	1
S	738	Very Light Tan	387	4	1
K	898	Very Dark Coffee Brown	372	4	1
E	433	Medium Brown	362	4	1
C	3823	Ultra Pale Yellow	314	3	1
P	815	Medium Garnet	271	3	1
U	3687	Mauve	152	2	1
L	437	Light Tan	31	1	1
2	550	Very Dark Violet	9	1	1

One chart square is one tent stitch over one canvas intersection.

Cut the canvas at least 15 x 22 in (38.1 x 55.9 cm) for 13 mesh: the design and 2 in (5.1 cm) of margin on every side.

22,920 stitches in all, inside the outline: the chart is 143 x 234 at its widest and tallest. Start from the center: a red arrow above the chart marks the center column, and one to the left of it the center row. The arrows are on the pages those lines cross.

The chart is on 4 pages, each cut to what is stitched: bare canvas has no page, and a join falls on plain ground where it can. Pages 2 and 3 are turned on their side, for a part that is wider than it is tall. Where chart pages join, gray squares repeat two rows or columns. The small picture at the top of each chart page shows which part it is.

Thread: six-strand floss, 7 or 8 strands in the needle on 13 mesh (counted at 8), about 47 skeins of 8.7 yd in all. Or pearl cotton size 3, 1 strand, about 29 skeins of 16.4 yd; or tapestry wool, 1 strand, about 37 skeins of 8.7 yd; or Persian wool, 2 strands, about 31 skeins of 8 yd. Wool is numbered differently: match it by eye. Needle: tapestry, size 20.

Yards and skeins are estimates: the thread a stitch takes on the front and back of 13 mesh canvas, plus 30 percent, rounded up for each color (about 229 yards in all, as the thread lies in the needle).

Thread colors are approximate screen matches to DMC numbers. Check against real thread before you buy.

Make it a stocking: also have backing and lining fabric, cord or piping, and a loop. Finishers ask for stockings months before Christmas, and most want two extra rows all round. Ask yours before the edge, and stitch a name first. "How to finish a stocking" is a guide linked from this pattern's page.

For your own stitching, gifts and handmade pieces you sell. Do not resell or share this PDF.

Stained glass nativity stocking

Needlepoint pattern

Chart 1 of 4: columns 62 to 143, rows 1 to 71

This page is the dark part of the chart



Stained glass nativity stocking

Needlepoint pattern

This page is the dark part of the chart

Chart 2 of 4: columns 61 to 143, rows 72 to 140; gray squares repeat rows 70 and 71



Stained glass nativity stocking

Needlepoint pattern

This page is the dark part of the chart

Chart 3 of 4: columns 1 to 72, rows 141 to 234; gray squares repeat rows 139 and 140



Stained glass nativity stocking

Needlepoint pattern

This page is the dark part of the chart

Chart 4 of 4: columns 73 to 143, rows 141 to 234; gray squares repeat columns 71 and 72 and rows 139 and 140

