Stained glass nativity stocking

Needlepoint pattern | 143 x 234 stitches | 11 x 18 in (27.9 x 45.7 cm) on 13 mesh | 24 colors



Thread key, DMC

			stitches	yards	skeins
●	**310**	Black	6,977	67	11
■	**BLANC**	White	2,311	22	4
▲	**3812**	Very Dark Seagreen	1,711	17	3
◆	**743**	Medium Yellow	1,253	12	2
▼	**321**	Red	1,205	12	2
★	**820**	Very Dark Royal Blue	972	10	2
❖	**797**	Royal Blue	902	9	2
X	**909**	Very Dark Emerald Green	888	9	2
O	**783**	Medium Topaz	837	8	2
+	**3752**	Very Light Antique Blue	808	8	2
=	**911**	Medium Emerald Green	790	8	2
Z	**553**	Violet	611	6	1
A	**3064**	Desert Sand	474	5	1
V	**3843**	Electric Blue	469	5	1
T	**552**	Medium Violet	425	5	1
N	**3808**	Ultra Very Dark Turquoise	389	4	1
S	**738**	Very Light Tan	387	4	1
K	**898**	Very Dark Coffee Brown	372	4	1
E	**433**	Medium Brown	362	4	1
C	**3823**	Ultra Pale Yellow	314	3	1
P	**815**	Medium Garnet	271	3	1
U	**3687**	Mauve	152	2	1
L	**437**	Light Tan	31	1	1
2	**550**	Very Dark Violet	9	1	1

One chart square is one tent stitch over one canvas intersection.

Cut the canvas at least 15 x 22 in (38.1 x 55.9 cm) for 13 mesh: the design and 2 in (5.1 cm) of margin on every side.

22,920 stitches in all, inside the outline: the chart is 143 x 234 at its widest and tallest. Start from the center: a red arrow above the chart marks the center column, and one to the left of it the center row. The arrows are on the pages those lines cross.

The chart is on 4 pages, each cut to what is stitched: bare canvas has no page, and a join falls on plain ground where it can. Pages 2 and 3 are turned on their side, for a part that is wider than it is tall. Where chart pages join, gray squares repeat two rows or columns. The small picture at the top of each chart page shows which part it is.

Thread: six-strand floss, 7 or 8 strands in the needle on 13 mesh (counted at 8), about 47 skeins of 8.7 yd in all. Or pearl cotton size 3, 1 strand, about 29 skeins of 16.4 yd; or tapestry wool, 1 strand, about 37 skeins of 8.7 yd; or Persian wool, 2 strands, about 31 skeins of 8 yd. Wool is numbered differently: match it by eye. Needle: tapestry, size 20.

Yards and skeins are estimates: the thread a stitch takes on the front and back of 13 mesh canvas, plus 30 percent, rounded up for each color (about 229 yards in all, as the thread lies in the needle).

Thread colors are approximate screen matches to DMC numbers. Check against real thread before you buy.

Make it a stocking: also have backing and lining fabric, cord or piping, and a loop. Finishers ask for stockings months before Christmas, and most want two extra rows all round. Ask yours before the edge, and stitch a name first. "How to finish a stocking" is a guide linked from this pattern's page.

For your own stitching, gifts and handmade pieces you sell. Do not resell or share this PDF.

Stained glass nativity stocking

Needlepoint pattern

This page is the dark part of the chart

Chart 1 of 4: columns 62 to 143, rows 1 to 71



Stained glass nativity stocking

Needlepoint pattern

This page is the dark part of the chart

Chart 2 of 4: columns 61 to 143, rows 72 to 140; gray squares repeat rows 70 and 71



Stained glass nativity stocking

Needlepoint pattern

Chart 3 of 4: columns 1 to 72, rows 141 to 234; gray squares repeat rows 139 and 140

This page is the dark part of the chart



Stained glass nativity stocking

Needlepoint pattern

This page is the dark part of the chart

Chart 4 of 4: columns 73 to 143, rows 141 to 234; gray squares repeat columns 71 and 72 and rows 139 and 140

