Reindeer stocking in stained glass

Needlepoint pattern | 143 x 234 stitches | 11 x 18 in (27.9 x 45.7 cm) on 13 mesh | 24 colors



How to stitch it



1. Each square is one tent stitch, up at 1, down at 2. Lines in continental, right to left, the canvas upside down for the next row; wide areas in basketweave.
2. Cut 18 in of thread. Start and end it without a knot left behind.
3. Mark the crossing 2 in from the top and right edges of the canvas. It is the outlined square, top right of page 2, column 143, row 1 (DMC 310): start there. Count threads, not holes.
4. Go on downward, background as you go. Gray squares are on two pages: stitch them once. Empty squares stay bare.
5. Last, two more rows all round in DMC 310: the seam hides them. Ask your finisher first.

First time? How to needlepoint: flossfield.com/needlepoint/guides/how-to-start/
How to read a chart: flossfield.com/needlepoint/guides/how-to-read-a-chart/

What you need

Canvas: blank mono canvas, 13 mesh (13 threads to the inch), cut 15.5 in wide x 22.5 in high (39.4 x 57.2 cm).

Needle: blunt tapestry, size 20. Also masking tape for the cut edges, and small scissors.

Thread: six-strand floss, 24 colors, about 48 skeins in all (an estimate). Stitch with 7 strands (8 if canvas shows).

Make it a stocking: a finisher, who backs and lines it (ask months before Christmas), or backing, lining, cord and a loop to sew it up yourself. No room for a name: hang a tag. How to finish a stocking.

Thread list, DMC

			stitches	skeins
●	310	Black	7,225	13
■	BLANC	White	1,724	3
▲	3747	Very Light Blue Violet	1,401	3
◆	783	Medium Topaz	1,274	2
▼	807	Peacock Blue	1,133	2
★	435	Very Light Brown	1,064	2
❖	3822	Light Straw	971	2
X	3761	Light Sky Blue	953	2
H	995	Dark Electric Blue	816	2
+	321	Red	727	2
=	341	Light Blue Violet	690	2
Z	738	Very Light Tan	668	1
A	437	Light Tan	588	1
V	815	Medium Garnet	583	1
T	3689	Light Mauve	544	1
N	909	Very Dark Emerald Green	406	1
S	500	Very Dark Blue Green	345	1
K	712	Cream	344	1
E	824	Very Dark Blue	319	1
C	433	Medium Brown	286	1
P	747	Very Light Sky Blue	272	1
U	780	Ultra Very Dark Topaz	269	1
L	3823	Ultra Pale Yellow	213	1
2	801	Dark Coffee Brown	105	1

Skeins are estimates, with the two extra rows: the thread a stitch takes on the front and back of 13 mesh canvas, plus 30 percent, rounded up for each color.

Thread colors are approximate screen matches to DMC numbers. Check against real thread before you buy.

For your own stitching, gifts and handmade pieces you sell. Do not resell or share this PDF or copies of it.

Reindeer stocking in stained glass

Needlepoint pattern

Columns 62 to 143, rows 1 to 71. Start at the red outline

This page is the dark part of the chart



Key

- **DMC 310** Black
- **DMC 783** Medium Topaz
- **DMC 807** Peacock Blue
- **DMC 3822** Light Straw
- **DMC 3761** Light Sky Blue
- **DMC 321** Red
- **DMC 815** Medium Garnet
- **DMC 909** Very Dark Emerald Green
- **DMC 500** Very Dark Blue Green
- **DMC 747** Very Light Sky Blue
- **DMC 780** Ultra Very Dark Topaz
- **DMC 3823** Ultra Pale Yellow

Reindeer stocking in stained glass

Needlepoint pattern

Columns 61 to 143, rows 72 to 140. Gray squares: charted already, do not stitch again

This page is the dark part of the chart



Key

- **DMC 310** Black
- **DMC BLANC** White
- **DMC 783** Medium Topaz
- **DMC 807** Peacock Blue
- **DMC 435** Very Light Brown
- **DMC 3822** Light Straw
- **DMC 3761** Light Sky Blue
- **DMC 995** Dark Electric Blue
- **DMC 738** Very Light Tan
- **DMC 437** Light Tan
- **DMC 712** Cream
- **DMC 824** Very Dark Blue
- **DMC 433** Medium Brown
- **DMC 747** Very Light Sky Blue
- **DMC 780** Ultra Very Dark Topaz
- **DMC 3823** Ultra Pale Yellow
- **DMC 801** Dark Coffee Brown

Reindeer stocking in stained glass

Needlepoint pattern

Columns 1 to 72, rows 141 to 234. Gray squares: charted already, do not stitch again

This page is the dark part of the chart

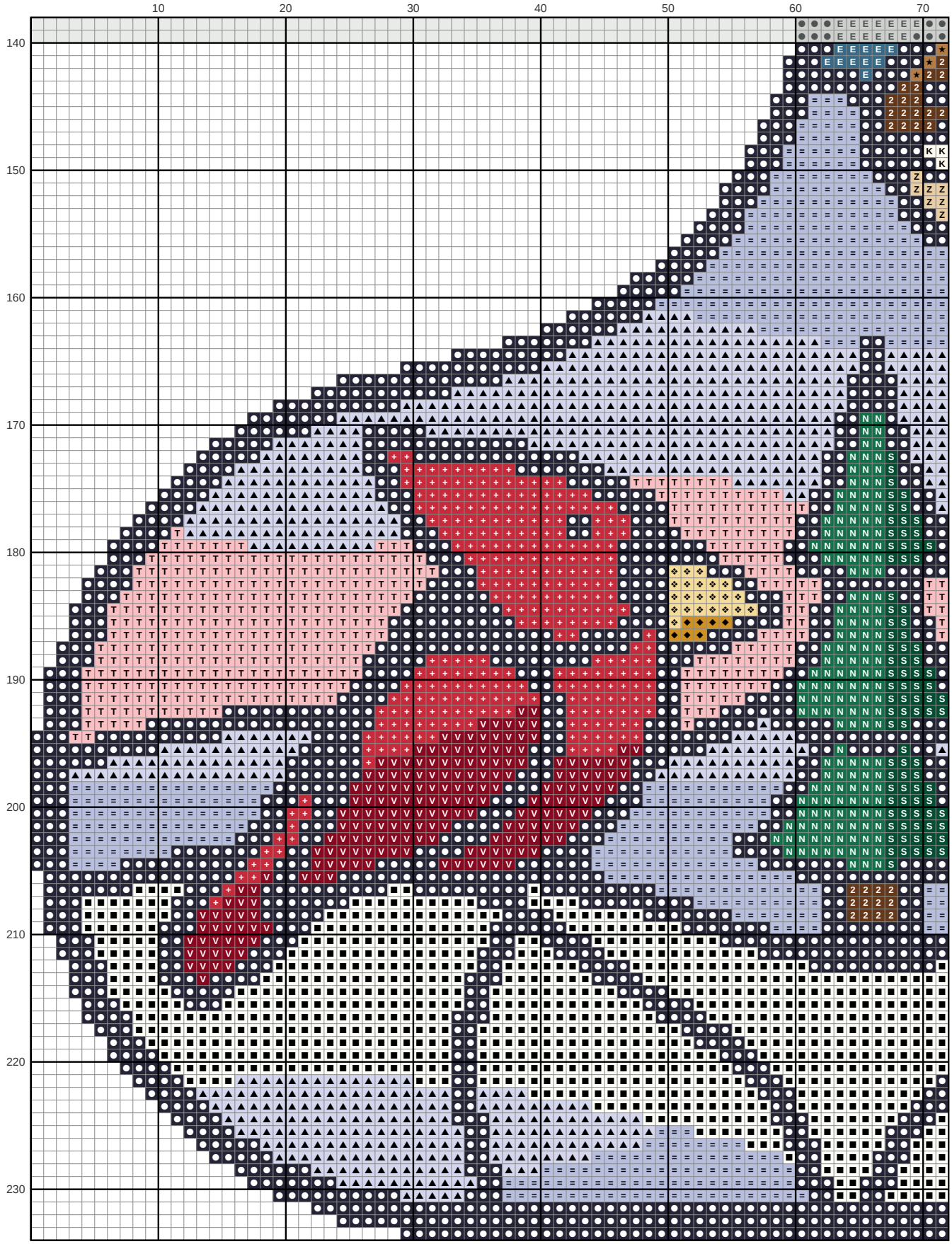

Reindeer stocking in stained glass

Needlepoint pattern

Columns 73 to 143, rows 141 to 234. Gray squares: charted already, do not stitch again

This page is the dark part of the chart

