Rose window, National Cathedral style

Needlepoint pattern | 140 x 140 stitches | 14 x 14 in (35.6 x 35.6 cm) on 10 mesh | 6 colors



Thread key

			stitches	yards	skeins of pearl
●	**DMC 939**	Very Dark Navy Blue	8,192	101	13
■	**DMC 321**	Red	2,844	36	5
▲	**DMC 739**	Ultra Very Light Tan	2,748	34	5
◆	**DMC 743**	Medium Yellow	2,664	33	5
▼	**DMC 322**	Dark Baby Blue	2,000	25	4
★	**DMC 943**	Medium Aquamarine	1,152	15	2

One chart square is one tent stitch over one canvas intersection.

Cut the canvas at least 18 x 18 in (45.7 x 45.7 cm) for 10 mesh: the design and 2 in (5.1 cm) of margin on every side.

19,600 stitches in all. Start from the center: a red arrow above the chart marks the center column, and one to the left of it the center row. The arrows are on the pages those lines cross.

The chart is divided evenly over 4 pages. Where chart pages join, gray squares repeat two rows or columns. The small picture at the top of each chart page shows which part it is.

Thread: pearl cotton size 3, 2 strands in the needle on 10 mesh, about 34 skeins of 16.4 yd in all. Or six-strand floss, 8 to 10 strands, about 49 skeins of 8.7 yd; or tapestry wool, 1 strand, about 30 skeins of 8.7 yd; or Persian wool, 3 strands, about 34 skeins of 8 yd. Wool is numbered differently: match it by eye. Needle: tapestry, size 16 or 18.

Yards and skeins are estimates: the thread a stitch takes on the front and back of 10 mesh canvas, plus 30 percent, rounded up for each color (about 244 yards in all, as the thread lies in the needle).

Thread colors are approximate screen matches to DMC numbers. Check against real thread before you buy.

Make it a pillow: also have backing fabric, an insert the size of the stitching or an inch larger, and cord or piping for the edge. The seam takes the last two rows: stitch two extra rows all round, or keep the edge plain. "How to finish a pillow" is a guide linked from this pattern's page.

For your own stitching, gifts and handmade pieces you sell. Do not resell or share this PDF or copies of it.

Rose window, National Cathedral style

Needlepoint pattern

Chart 1 of 4: columns 1 to 70, rows 1 to 70

This page is the dark part of the chart



Key

- **DMC 939** Very Dark Navy Blue
- **DMC 321** Red
- **DMC 739** Ultra Very Light Tan
- **DMC 743** Medium Yellow
- **DMC 322** Dark Baby Blue
- **DMC 943** Medium Aquamarine

Rose window, National Cathedral style

Needlepoint pattern

This page is the dark part of the chart

Chart 2 of 4: columns 71 to 140, rows 1 to 70; gray squares repeat columns 69 and 70



Key

- **DMC 939** Very Dark Navy Blue
- **DMC 321** Red
- **DMC 739** Ultra Very Light Tan
- **DMC 743** Medium Yellow
- **DMC 322** Dark Baby Blue
- **DMC 943** Medium Aquamarine

Rose window, National Cathedral style

Needlepoint pattern

Chart 3 of 4: columns 1 to 70, rows 71 to 140; gray squares repeat rows 69 and 70

This page is the dark part of the chart



Key

- DMC 939 Very Dark Navy Blue
- DMC 321 Red
- DMC 739 Ultra Very Light Tan
- DMC 743 Medium Yellow
- DMC 322 Dark Baby Blue
- DMC 943 Medium Aquamarine

Rose window, National Cathedral style

Needlepoint pattern

This page is the dark part of the chart

Chart 4 of 4: columns 71 to 140, rows 71 to 140; gray squares repeat columns 69 and 70 and rows 69 and 70



Key

- **DMC 939** Very Dark Navy Blue
- **DMC 321** Red
- **DMC 739** Ultra Very Light Tan
- **DMC 743** Medium Yellow
- **DMC 322** Dark Baby Blue
- **DMC 943** Medium Aquamarine