Small nativity under a gold arch

Needlepoint pattern | 90 x 90 stitches | 5 x 5 in (12.7 x 12.7 cm) on 18 mesh | 18 colors



How to stitch it



1. Each square is one tent stitch, up at 1, down at 2. Lines in continental, right to left, the canvas upside down for the next row; wide areas in basketweave.
2. Cut 18 in of thread. Start and end it without a knot left behind.
3. Mark the middle of the canvas. It is the outlined square on page 2, column 45, row 45 (DMC 898): start there. Count threads, not holes.
4. Go on from it: picture first, background last. Gray squares are on two pages: stitch them once.
5. Last, two more rows all round, each stitch in the color it lies beside: the opening's edge hides them.

First time? How to needlepoint: flossfield.com/needlepoint/guides/how-to-start/
How to read a chart: flossfield.com/needlepoint/guides/how-to-read-a-chart/

What you need

Canvas: blank mono canvas, 18 mesh (18 threads to the inch), cut 9.5 in square (24.1 cm).

Needle: blunt tapestry, size 22. Also masking tape for the cut edges, and small scissors.

Thread: six-strand floss, 18 colors, about 19 skeins in all (an estimate). Stitch with 4 strands (5 or 6 if canvas shows).

Fit it into a lid: the box or tray, acid-free board and backing. Measure the opening first.
How to fit it into a lid.

Thread list, DMC

			stitches	skeins
●	3799	Very Dark Pewter Gray	2,175	2
■	783	Medium Topaz	955	1
▲	3818	Ultra Very Dark Emerald Green	555	1
◆	3822	Light Straw	490	1
▼	911	Medium Emerald Green	481	1
★	781	Very Dark Topaz	436	1
❖	898	Very Dark Coffee Brown	383	1
X	3733	Dusty Rose	372	1
H	3350	Ultra Dark Dusty Rose	362	1
+	433	Medium Brown	300	1
=	815	Medium Garnet	267	1
Z	304	Medium Red	266	1
A	796	Dark Royal Blue	241	1
V	798	Dark Delft Blue	233	1
T	3064	Desert Sand	226	1
N	436	Tan	123	1
S	BLANC	White	123	1
K	800	Pale Delft Blue	112	1

Skeins are estimates, with the two extra rows: the thread a stitch takes on the front and back of 18 mesh canvas, plus 30 percent, rounded up for each color.

Thread colors are approximate screen matches to DMC numbers. Check against real thread before you buy.

For your own stitching, gifts and handmade pieces you sell. Do not resell or share this PDF or copies of it.

Small nativity under a gold arch

Needlepoint pattern

Columns 1 to 49, rows 1 to 90. Start at the red outline

This page is the dark part of the chart



Key

- **DMC 3799** Very Dark Pewter Gray
- **DMC 783** Medium Topaz
- **DMC 3818** Ultra Very Dark Emerald Green
- **DMC 3822** Light Straw
- **DMC 911** Medium Emerald Green
- **DMC 781** Very Dark Topaz
- **DMC 898** Very Dark Coffee Brown
- **DMC 3733** Dusty Rose
- **DMC 3350** Ultra Dark Dusty Rose
- **DMC 433** Medium Brown
- **DMC 815** Medium Garnet
- **DMC 304** Medium Red
- **DMC 796** Dark Royal Blue
- **DMC 798** Dark Delft Blue
- **DMC 3064** Desert Sand
- **DMC BLANC** White
- **DMC 800** Pale Delft Blue

Small nativity under a gold arch

Needlepoint pattern

Columns 50 to 90, rows 1 to 90. Gray squares: charted already, do not stitch again

This page is the dark part of the chart

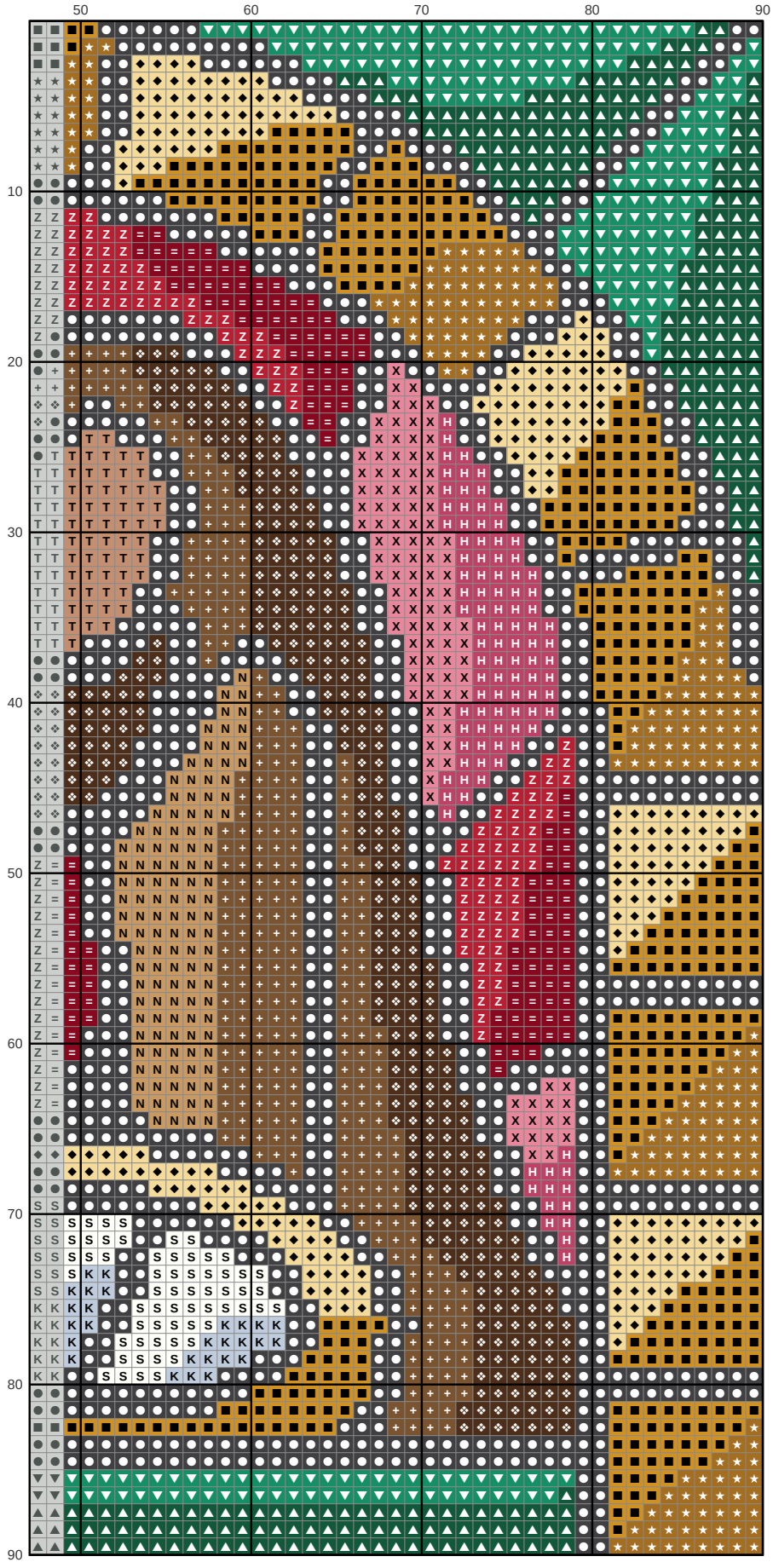

Key

- **DMC 3799** Very Dark Pewter Gray
- **DMC 783** Medium Topaz
- **DMC 3818** Ultra Very Dark Emerald Green
- **DMC 3822** Light Straw
- **DMC 911** Medium Emerald Green
- **DMC 781** Very Dark Topaz
- **DMC 898** Very Dark Coffee Brown
- **X** **DMC 3733** Dusty Rose
- **H** **DMC 3350** Ultra Dark Dusty Rose
- **+** **DMC 433** Medium Brown
- **=** **DMC 815** Medium Garnet
- **Z** **DMC 304** Medium Red
- **T** **DMC 3064** Desert Sand
- **N** **DMC 436** Tan
- **S** **DMC BLANC** White
- **K** **DMC 800** Pale Delft Blue