Stained glass wisteria lampshade

Needlepoint pattern | 164 x 144 stitches | 12.6 x 11.1 in (32 x 28.1 cm) on 13 mesh | 22 colors



How to read the chart

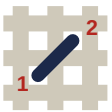

1. Each square is one tent stitch, up at 1, down at 2: basketweave for the background, continental for lines.
2. Bind the edges. Cut 18 in of thread; start and end it without a knot left behind.
3. Mark the middle of the canvas. It is the outlined square on page 2 (DMC 333): start there. Count threads, not holes.
4. Picture first, then border, background last. Gray squares are on two pages: stitch them once.
5. A heavier line stands every ten squares: count by them.
6. When it is done, block it square.

flossfield.com/needlepoint/guides/how-to-read-a-chart/

You will need

Canvas: blank mono canvas, 13 mesh (13 threads to the inch), cut 16.6 x 15.1 in (42.2 x 38.3 cm).

Needle: tapestry, size 20. Also masking tape for the cut edges, and small scissors.

Thread: six-strand floss, 7 strands in the needle, six of one length and one of the next (8 if canvas shows), about 41 skeins in all (an estimate).

Put it round a lampshade: a shade to sew it to, or a finisher who covers shades. Measure the shade at its top and its bottom before you stitch the edge. Stitch two extra rows all round in DMC 3371, the color at its edge: the edge is turned under at them. With those rows it takes 12 skeins of DMC 3371, not 10. Planning the finish.

Thread list, DMC

			stitches	skeins
●	3371	Black Brown	6,539	10
■	3811	Very Light Turquoise	2,577	4
▲	745	Light Pale Yellow	1,825	3
◆	3823	Ultra Pale Yellow	1,798	3
▼	747	Very Light Sky Blue	1,535	3
★	333	Very Dark Blue Violet	818	2
❖	3854	Medium Autumn Gold	687	1
X	208	Very Dark Lavender	675	1
O	368	Light Pistachio Green	598	1
+	433	Medium Brown	537	1
=	211	Light Lavender	447	1
Z	3853	Dark Autumn Gold	425	1
A	598	Light Turquoise	409	1
V	435	Very Light Brown	397	1
T	437	Light Tan	356	1
N	3747	Very Light Blue Violet	326	1
S	367	Dark Pistachio Green	293	1
K	472	Ultra Light Avocado Green	292	1
E	210	Medium Lavender	243	1
C	744	Pale Yellow	186	1
P	341	Light Blue Violet	149	1
U	550	Very Dark Violet	56	1

Skeins are estimates: the thread a stitch takes on the front and back of 13 mesh canvas, plus 30 percent, rounded up for each color.
Thread colors are approximate screen matches to DMC numbers. Check against real thread before you buy.
For your own stitching, gifts and handmade pieces you sell. Do not resell or share this PDF or copies of it.

Stained glass wisteria lampshade Needlepoint pattern

Chart 1 of 4: columns 10 to 82, rows 1 to 72. Start at the red outline

This page is the dark part of the chart



Key

- ○ **DMC 3371** Black Brown
- ■ **DMC 3811** Very Light Turquoise
- ▲ **DMC 745** Light Pale Yellow
- ◆ **DMC 3823** Ultra Pale Yellow
- ▼ **DMC 747** Very Light Sky Blue
- ★ **DMC 333** Very Dark Blue Violet
- ❖ **DMC 3854** Medium Autumn Gold
- X **DMC 208** Very Dark Lavender
- O **DMC 368** Light Pistachio Green
- \+ **DMC 433** Medium Brown
- = **DMC 211** Light Lavender
- Z **DMC 3853** Dark Autumn Gold
- A **DMC 598** Light Turquoise
- V **DMC 435** Very Light Brown
- T **DMC 437** Light Tan
- N **DMC 3747** Very Light Blue Violet
- S **DMC 367** Dark Pistachio Green
- K **DMC 472** Ultra Light Avocado Green
- E **DMC 210** Medium Lavender
- C **DMC 744** Pale Yellow
- P **DMC 341** Light Blue Violet

Stained glass wisteria lampshade Needlepoint pattern

This page is the dark part of the chart

Chart 2 of 4: columns 83 to 155, rows 1 to 72. Gray squares repeat columns 81 and 82: do not stitch them twice



Key

- ● **DMC 3371** Black Brown
- ■ **DMC 3811** Very Light Turquoise
- ▲ **DMC 745** Light Pale Yellow
- ▼ **DMC 747** Very Light Sky Blue
- ★ **DMC 333** Very Dark Blue Violet
- ❖ **DMC 3854** Medium Autumn Gold
- X **DMC 208** Very Dark Lavender
- O **DMC 368** Light Pistachio Green
- \+ **DMC 433** Medium Brown
- = **DMC 211** Light Lavender
- Z **DMC 3853** Dark Autumn Gold
- A **DMC 598** Light Turquoise
- V **DMC 435** Very Light Brown
- T **DMC 437** Light Tan
- N **DMC 3747** Very Light Blue Violet
- S **DMC 367** Dark Pistachio Green
- K **DMC 472** Ultra Light Avocado Green
- E **DMC 210** Medium Lavender
- C **DMC 744** Pale Yellow
- P **DMC 341** Light Blue Violet

Stained glass wisteria lampshade

Needlepoint pattern

Chart 3 of 4: columns 1 to 82, rows 73 to 144. Gray squares repeat rows 71 and 72: do not stitch them twice

This page is the dark part of the chart



Key

- **DMC 3371** Black Brown
- **DMC 3811** Very Light Turquoise
- **DMC 745** Light Pale Yellow
- **DMC 3823** Ultra Pale Yellow
- **DMC 747** Very Light Sky Blue
- **DMC 333** Very Dark Blue Violet
- **DMC 3854** Medium Autumn Gold
- **DMC 208** Very Dark Lavender
- **DMC 211** Light Lavender
- **DMC 3853** Dark Autumn Gold
- **DMC 3747** Very Light Blue Violet
- **DMC 210** Medium Lavender
- **DMC 744** Pale Yellow
- **DMC 341** Light Blue Violet
- **DMC 550** Very Dark Violet

Stained glass wisteria lampshade

Needlepoint pattern

Chart 4 of 4: columns 83 to 164, rows 73 to 144. Gray squares repeat columns 81 and 82 and rows 71 and 72: do not stitch them twice

This page is the dark part of the chart



Key

- DMC 3371 Black Brown
- DMC 3811 Very Light Turquoise
- DMC 745 Light Pale Yellow
- DMC 3823 Ultra Pale Yellow
- DMC 747 Very Light Sky Blue
- DMC 333 Very Dark Blue Violet
- DMC 3854 Medium Autumn Gold
- DMC 208 Very Dark Lavender
- DMC 211 Light Lavender
- DMC 3853 Dark Autumn Gold
- DMC 3747 Very Light Blue Violet
- DMC 210 Medium Lavender
- DMC 744 Pale Yellow
- DMC 341 Light Blue Violet
- DMC 550 Very Dark Violet