Tree of Life stained glass atarah

Needlepoint pattern | 400 x 52 stitches | 22.2 x 2.9 in (56.4 x 7.3 cm) on 18 mesh | 18 colors



Thread key, DMC

			stitches	yards	skeins
●	**3371**	Black Brown	5,536	38	5
■	**434**	Light Brown	2,504	18	2
▲	**3841**	Pale Baby Blue	2,338	16	2
◆	**3823**	Ultra Pale Yellow	2,274	16	2
▼	**801**	Dark Coffee Brown	1,358	10	2
★	**3755**	Baby Blue	1,200	9	1
❖	**744**	Pale Yellow	1,102	8	1
X	**742**	Light Tangerine	926	7	1
O	**702**	Kelly Green	918	7	1
+	**699**	Green	592	5	1
=	**907**	Light Parrot Green	526	4	1
Z	**321**	Red	406	3	1
A	**322**	Dark Baby Blue	350	3	1
V	**815**	Medium Garnet	264	2	1
T	**782**	Dark Topaz	218	2	1
N	**208**	Very Dark Lavender	162	2	1
S	**550**	Very Dark Violet	74	1	1
K	**797**	Royal Blue	52	1	1

One chart square is one tent stitch over one canvas intersection.

Cut the canvas at least 26.2 x 6.9 in (66.6 x 17.5 cm) for 18 mesh: the design and 2 in (5.1 cm) of margin on every side.

20,800 stitches in all. Start from the center: a red arrow above the chart marks the center column, and one to the left of it the center row. The arrows are on the pages those lines cross.

The chart is divided evenly over 4 pages. Pages 2, 3, 4 and 5 are turned on their side, for a part that is wider than it is tall. Where chart pages join, gray squares repeat two columns. The small picture at the top of each chart page shows which part it is.

Thread: six-strand floss, 4 to 6 strands in the needle on 18 mesh (counted at 6), about 26 skeins of 8.7 yd in all. Or pearl cotton size 5, 1 strand, about 19 skeins of 27.3 yd; or Persian wool, 1 strand, about 19 skeins of 8 yd. Wool is numbered differently: match it by eye. Needle: tapestry, size 22.

Yards and skeins are estimates: the thread a stitch takes on the front and back of 18 mesh canvas, plus 30 percent, rounded up for each color (about 152 yards in all, as the thread lies in the needle).

Thread colors are approximate screen matches to DMC numbers. Check against real thread before you buy.

When it is stitched: also have a finisher, or the fabric and cord to make it up yourself. Ask before you stitch the edge: some finishes take extra rows. "Ways to finish needlepoint" is a guide linked from this pattern's page.

For your own stitching, gifts and handmade pieces you sell. Do not resell or share this PDF or copies of it.

Tree of Life stained glass atarah

Needlepoint pattern

Chart 1 of 4: columns 1 to 100, rows 1 to 52



Tree of Life stained glass atarah

Needlepoint pattern

Chart 2 of 4: columns 101 to 200, rows 1 to 52; gray squares repeat columns 99 and 100



Key

- **DMC 3371** Black Brown
- **DMC 434** Light Brown
- **DMC 3841** Pale Baby Blue
- **DMC 3823** Ultra Pale Yellow
- **DMC 801** Dark Coffee Brown
- **DMC 3755** Baby Blue
- **DMC 744** Pale Yellow
- **DMC 742** Light Tangerine
- **DMC 702** Kelly Green
- **DMC 699** Green
- **DMC 907** Light Parrot Green
- **DMC 322** Dark Baby Blue
- **DMC 208** Very Dark Lavender
- **DMC 550** Very Dark Violet
- **DMC 797** Royal Blue

Tree of Life stained glass atarah

Needlepoint pattern

Chart 3 of 4: columns 201 to 300, rows 1 to 52; gray squares repeat columns 199 and 200



Key

- **DMC 3371** Black Brown
- **DMC 434** Light Brown
- **DMC 3841** Pale Baby Blue
- **DMC 3823** Ultra Pale Yellow
- **DMC 801** Dark Coffee Brown
- **DMC 3755** Baby Blue
- **DMC 744** Pale Yellow
- **DMC 742** Light Tangerine
- **DMC 702** Kelly Green
- **DMC 699** Green
- **DMC 907** Light Parrot Green
- **DMC 322** Dark Baby Blue
- **DMC 208** Very Dark Lavender
- **DMC 550** Very Dark Violet
- **DMC 797** Royal Blue

Tree of Life stained glass atarah

Needlepoint pattern

Chart 4 of 4: columns 301 to 400, rows 1 to 52; gray squares repeat columns 299 and 300

