Stained glass wisteria lampshade panel

Needlepoint pattern | 63 x 121 stitches | 3.5 x 6.7 in (8.9 x 17.1 cm) on 18 mesh | 14 colors



Thread key, DMC

			stitches	yards	skeins
●	**3371**	Black Brown	2,822	20	3
■	**783**	Medium Topaz	1,196	9	1
▲	**564**	Very Light Jade	629	5	1
◆	**744**	Pale Yellow	575	4	1
▼	**772**	Very Light Yellow Green	529	4	1
★	**725**	Medium Light Topaz	476	4	1
❖	**211**	Light Lavender	310	3	1
X	**209**	Dark Lavender	218	2	1
O	**562**	Medium Jade	203	2	1
+	**3849**	Light Teal Green	203	2	1
=	**433**	Medium Brown	191	2	1
Z	**3746**	Dark Blue Violet	136	1	1
A	**797**	Royal Blue	82	1	1
V	**3847**	Dark Teal Green	53	1	1

One chart square is one tent stitch over one canvas intersection.

Cut the canvas at least 7.5 x 10.7 in (19.1 x 27.2 cm) for 18 mesh: the design and 2 in (5.1 cm) of margin on every side.

7,623 stitches in all. Start from the center: a red arrow above the chart marks the center column, and one to the left of it the center row. The arrows are on the pages those lines cross.

The chart is divided evenly over 2 pages. Where chart pages join, gray squares repeat two rows. The small picture at the top of each chart page shows which part it is.

Thread: six-strand floss, 4 to 6 strands in the needle on 18 mesh (counted at 6), about 16 skeins of 8.7 yd in all. Or pearl cotton size 5, 1 strand, about 14 skeins of 27.3 yd; or Persian wool, 1 strand, about 14 skeins of 8 yd. Wool is numbered differently: match it by eye. Needle: tapestry, size 22.

Yards and skeins are estimates: the thread a stitch takes on the front and back of 18 mesh canvas, plus 30 percent, rounded up for each color (about 60 yards in all, as the thread lies in the needle).

Thread colors are approximate screen matches to DMC numbers. Check against real thread before you buy.

When it is stitched: also have a finisher, or the fabric and cord to make it up yourself. Ask before you stitch the edge: some finishes take extra rows. "Ways to finish needlepoint" is a guide linked from this pattern's page.

For your own stitching, gifts and handmade pieces you sell. Do not resell or share this PDF or copies of it.

Stained glass wisteria lampshade panel

Needlepoint pattern

This page is the dark part of the chart

Chart 1 of 2: columns 1 to 63, rows 1 to 60



Key

- ○ **DMC 3371** Black Brown
- ■ **DMC 783** Medium Topaz
- ▲ **DMC 564** Very Light Jade
- ▼ **DMC 772** Very Light Yellow Green
- ★ **DMC 725** Medium Light Topaz
- ❖ **DMC 211** Light Lavender
- X **DMC 209** Dark Lavender
- O **DMC 562** Medium Jade
- = **DMC 433** Medium Brown
- Z **DMC 3746** Dark Blue Violet
- A **DMC 797** Royal Blue

Stained glass wisteria lampshade panel

Needlepoint pattern

Chart 2 of 2: columns 1 to 63, rows 61 to 121; gray squares repeat rows 59 and 60

This page is the dark part of the chart



Key

- DMC 3371 Black Brown
- DMC 783 Medium Topaz
- DMC 564 Very Light Jade
- DMC 744 Pale Yellow
- DMC 772 Very Light Yellow Green
- DMC 725 Medium Light Topaz
- DMC 209 Dark Lavender
- DMC 562 Medium Jade
- DMC 3849 Light Teal Green
- DMC 3746 Dark Blue Violet
- DMC 797 Royal Blue
- DMC 3847 Dark Teal Green