Stepped diamonds vintage rug

Needlepoint pattern | 156 x 156 stitches | 12 x 12 in (30.5 x 30.5 cm) on 13 mesh | 17 colors



How to stitch it



1. Each square is one tent stitch, up at 1, down at 2. Lines in continental, right to left, the canvas upside down for the next row; wide areas in basketweave.
2. Cut 18 in of thread. Start and end it without a knot left behind.
3. Mark the middle of the canvas. It is the outlined square on page 5, column 78, row 78 (DMC 3822): start there. Count threads, not holes.
4. Go on from it: picture first, background last. Gray squares are on two pages: stitch them once.
5. Last, two more rows all round in DMC 500: the seam hides them.

First time? How to needlepoint: flossfield.com/needlepoint/guides/how-to-start/
How to read a chart: flossfield.com/needlepoint/guides/how-to-read-a-chart/

What you need

Canvas: blank mono canvas, 13 mesh (13 threads to the inch), cut 16.5 in square (41.9 cm).

Needle: blunt tapestry, size 20. Also masking tape for the cut edges, and small scissors.

Thread: six-strand floss, 17 colors, about 46 skeins in all (an estimate). Stitch with 7 strands (8 if canvas shows).

Make it a pillow: backing fabric, an insert the size of the stitching or an inch larger, and cord or piping for the edge. How to finish a pillow.

Thread list, DMC

			stitches	skeins
●	310	Black	7,488	11
■	561	Very Dark Jade	3,768	6
▲	729	Medium Old Gold	2,584	4
◆	500	Very Dark Blue Green	1,932	5
▼	3822	Light Straw	724	2
★	562	Medium Jade	700	2
❖	505	Jade Green	700	2
X	3341	Apricot	700	2
H	351	Coral	700	2
+	350	Medium Coral	700	2
=	347	Very Dark Salmon	700	2
Z	782	Dark Topaz	660	1
A	3813	Light Blue Green	596	1
V	564	Very Light Jade	596	1
T	503	Medium Blue Green	596	1
N	502	Blue Green	596	1
S	780	Ultra Very Dark Topaz	596	1

Skeins are estimates, with the two extra rows: the thread a stitch takes on the front and back of 13 mesh canvas, plus 30 percent, rounded up for each color.

Thread colors are approximate screen matches to DMC numbers. Check against real thread before you buy.

For your own stitching, gifts and handmade pieces you sell. Do not resell or share this PDF or copies of it.

Stepped diamonds vintage rug

Needlepoint pattern

Columns 1 to 82, rows 1 to 66

This page is the dark part of the chart



Key

- **DMC 310** Black
- **DMC 561** Very Dark Jade
- **DMC 729** Medium Old Gold
- **DMC 500** Very Dark Blue Green
- **DMC 3822** Light Straw
- **DMC 562** Medium Jade
- **DMC 505** Jade Green
- **DMC 3341** Apricot
- **DMC 351** Coral
- **DMC 350** Medium Coral
- **DMC 347** Very Dark Salmon
- **DMC 782** Dark Topaz
- **DMC 3813** Light Blue Green
- **DMC 564** Very Light Jade
- **DMC 503** Medium Blue Green
- **DMC 502** Blue Green
- **DMC 780** Ultra Very Dark Topaz

Stepped diamonds vintage rug

Needlepoint pattern

Columns 83 to 156, rows 1 to 66. Gray squares: charted already, do not stitch again

This page is the dark part of the chart



Key

- **DMC 310** Black
- **DMC 561** Very Dark Jade
- **DMC 729** Medium Old Gold
- **DMC 500** Very Dark Blue Green
- **DMC 3822** Light Straw
- **DMC 562** Medium Jade
- **DMC 505** Jade Green
- **X** **DMC 3341** Apricot
- **H** **DMC 351** Coral
- **+** **DMC 350** Medium Coral
- **=** **DMC 347** Very Dark Salmon
- **Z** **DMC 782** Dark Topaz
- **A** **DMC 3813** Light Blue Green
- **V** **DMC 564** Very Light Jade
- **T** **DMC 503** Medium Blue Green
- **N** **DMC 502** Blue Green
- **S** **DMC 780** Ultra Very Dark Topaz

Stepped diamonds vintage rug Needlepoint pattern

Columns 1 to 52, rows 67 to 156. Gray squares: charted already, do not stitch again

This page is the dark part of the chart



Key

- DMC 310 Black
- DMC 561 Very Dark Jade
- DMC 729 Medium Old Gold
- DMC 500 Very Dark Blue Green
- DMC 3822 Light Straw
- DMC 562 Medium Jade
- DMC 505 Jade Green
- DMC 3341 Apricot
- DMC 351 Coral
- DMC 350 Medium Coral
- DMC 347 Very Dark Salmon
- DMC 782 Dark Topaz
- DMC 3813 Light Blue Green
- DMC 564 Very Light Jade
- DMC 503 Medium Blue Green
- DMC 502 Blue Green
- DMC 780 Ultra Very Dark Topaz

Stepped diamonds vintage rug

Needlepoint pattern

Columns 53 to 104, rows 67 to 156. Start at the red outline. Gray squares: charted already, do not stitch again

This page is the dark part of the chart



Key

- **DMC 310** Black
- **DMC 561** Very Dark Jade
- **DMC 729** Medium Old Gold
- **DMC 500** Very Dark Blue Green
- **DMC 3822** Light Straw
- **DMC 562** Medium Jade
- **DMC 505** Jade Green
- **DMC 3341** Apricot
- **DMC 351** Coral
- **DMC 350** Medium Coral
- **DMC 347** Very Dark Salmon
- **DMC 782** Dark Topaz
- **DMC 3813** Light Blue Green
- **DMC 564** Very Light Jade
- **DMC 503** Medium Blue Green
- **DMC 502** Blue Green
- **DMC 780** Ultra Very Dark Topaz

Stepped diamonds vintage rug

Needlepoint pattern

Columns 105 to 156, rows 67 to 156. Gray squares: charted already, do not stitch again

This page is the dark part of the chart



Key

- **DMC 310** Black
- **DMC 561** Very Dark Jade
- **DMC 729** Medium Old Gold
- **DMC 500** Very Dark Blue Green
- **DMC 3822** Light Straw
- **DMC 562** Medium Jade
- **DMC 505** Jade Green
- **DMC 3341** Apricot
- **DMC 351** Coral
- **DMC 350** Medium Coral
- **DMC 347** Very Dark Salmon
- **DMC 782** Dark Topaz
- **DMC 3813** Light Blue Green
- **DMC 564** Very Light Jade
- **DMC 503** Medium Blue Green
- **DMC 502** Blue Green
- **DMC 780** Ultra Very Dark Topaz