Mission style lamp and green vase

Needlepoint pattern | 72 x 72 stitches | 4 x 4 in (10.2 x 10.2 cm) on 18 mesh | 16 colors



How to stitch it



1. Each square is one tent stitch, up at 1, down at 2. Lines in continental, right to left, the canvas upside down for the next row; wide areas in basketweave.
2. Cut 18 in of thread. Start and end it without a knot left behind.
3. Mark the middle of the canvas. It is the outlined square, column 36, row 36 (DMC 3830): start there. Count threads, not holes.
4. Go on from it: picture first, background last. End the thread before crossing another color.
5. Last, two more rows all round, each stitch in the color it lies beside: the board's edge hides them.

First time? How to needlepoint: flossfield.com/needlepoint/guides/how-to-start/
How to read a chart: flossfield.com/needlepoint/guides/how-to-read-a-chart/

What you need

Canvas: blank mono canvas, 18 mesh (18 threads to the inch), cut 8.5 in square (21.6 cm).

Needle: blunt tapestry, size 22. Also masking tape for the cut edges, and small scissors.

Thread: six-strand floss, 16 colors, about 16 skeins in all (an estimate). Stitch with 4 strands (5 or 6 if canvas shows).

Make it an ornament: board, thin batting, backing fabric and twisted cord.
How to finish an ornament.

Thread list, DMC

			stitches	skeins
●	**300**	Very Dark Mahogany	953	1
■	**3830**	Terra Cotta	767	1
▲	**355**	Dark Terra Cotta	401	1
◆	**3052**	Medium Green Gray	400	1
▼	**434**	Light Brown	342	1
★	**938**	Ultra Dark Coffee Brown	336	1
❖	**3777**	Very Dark Terra Cotta	310	1
X	**436**	Tan	274	1
H	**3013**	Light Khaki Green	270	1
+	**742**	Light Tangerine	198	1
=	**922**	Light Copper	192	1
Z	**745**	Light Pale Yellow	191	1
A	**920**	Medium Copper	163	1
V	**3362**	Dark Pine Green	158	1
T	**3823**	Ultra Pale Yellow	129	1
N	**500**	Very Dark Blue Green	100	1

Skeins are estimates, with the two extra rows: the thread a stitch takes on the front and back of 18 mesh canvas, plus 30 percent, rounded up for each color.

Thread colors are approximate screen matches to DMC numbers. Check against real thread before you buy.

For your own stitching, gifts and handmade pieces you sell. Do not resell or share this PDF or copies of it.

Mission style lamp and green vase

Needlepoint pattern

Chart: 72 x 72 stitches. Start at the red outline



Key

- DMC 300 Very Dark Mahogany
- DMC 3830 Terra Cotta
- DMC 355 Dark Terra Cotta
- DMC 3052 Medium Green Gray
- DMC 434 Light Brown
- DMC 938 Ultra Dark Coffee Brown
- DMC 3777 Very Dark Terra Cotta
- DMC 436 Tan
- DMC 3013 Light Khaki Green
- DMC 742 Light Tangerine
- DMC 922 Light Copper
- DMC 745 Light Pale Yellow
- DMC 920 Medium Copper
- DMC 3362 Dark Pine Green
- DMC 3823 Ultra Pale Yellow
- DMC 500 Very Dark Blue Green