Thimble nativity set in a sewing box

Needlepoint pattern | 90 x 90 stitches | 5 x 5 in (12.7 x 12.7 cm) on 18 mesh | 18 colors



How to stitch it



1. Each square is one tent stitch, up at 1, down at 2. Lines in continental, right to left, the canvas upside down for the next row; wide areas in basketweave.
2. Cut 18 in of thread. Start and end it without a knot left behind.
3. Mark the middle of the canvas. It is the outlined square on page 2, column 45, row 45 (DMC 336): start there. Count threads, not holes.
4. Go on from it: picture first, background last. Gray squares are on two pages: stitch them once.
5. Last, two more rows all round, each stitch in the color it lies beside: the opening's edge hides them.

First time? How to needlepoint: flossfield.com/needlepoint/guides/how-to-start/
How to read a chart: flossfield.com/needlepoint/guides/how-to-read-a-chart/

What you need

Canvas: blank mono canvas, 18 mesh (18 threads to the inch), cut 9.5 in square (24.1 cm).

Needle: blunt tapestry, size 22. Also masking tape for the cut edges, and small scissors.

Thread: six-strand floss, 18 colors, about 19 skeins in all (an estimate). Stitch with 4 strands (5 or 6 if canvas shows).

Fit it into a lid: the box or tray, acid-free board and backing. Measure the opening first.
How to fit it into a lid.

Thread list, DMC

			stitches	skeins
●	336	Navy Blue	1,466	2
■	801	Dark Coffee Brown	1,210	1
▲	437	Light Tan	682	1
◆	224	Very Light Shell Pink	672	1
▼	939	Very Dark Navy Blue	633	1
★	BLANC	White	591	1
❖	783	Medium Topaz	471	1
X	434	Light Brown	400	1
H	3822	Light Straw	270	1
+	3325	Light Baby Blue	265	1
=	413	Dark Pewter Gray	222	1
Z	321	Red	219	1
A	415	Pearl Gray	215	1
V	945	Tawny	207	1
T	3346	Hunter Green	171	1
N	815	Medium Garnet	153	1
S	318	Light Steel Gray	142	1
K	322	Dark Baby Blue	111	1

Skeins are estimates, with the two extra rows: the thread a stitch takes on the front and back of 18 mesh canvas, plus 30 percent, rounded up for each color.

Thread colors are approximate screen matches to DMC numbers. Check against real thread before you buy.

For your own stitching, gifts and handmade pieces you sell. Do not resell or share this PDF or copies of it.

Thimble nativity set in a sewing box

Needlepoint pattern

Columns 1 to 49, rows 1 to 90. Start at the red outline

This page is the dark part of the chart



Key

- DMC 336 Navy Blue
- DMC 801 Dark Coffee Brown
- DMC 437 Light Tan
- DMC 224 Very Light Shell Pink
- DMC 939 Very Dark Navy Blue
- DMC BLANC White
- DMC 783 Medium Topaz
- DMC 434 Light Brown
- DMC 3822 Light Straw
- DMC 3325 Light Baby Blue
- DMC 413 Dark Pewter Gray
- DMC 321 Red
- DMC 415 Pearl Gray
- DMC 945 Tawny
- DMC 815 Medium Garnet
- DMC 318 Light Steel Gray
- DMC 322 Dark Baby Blue

Thimble nativity set in a sewing box Needlepoint pattern

Columns 50 to 90, rows 1 to 90. Gray squares: charted already, do not stitch again

This page is the dark part of the chart



Key

- **DMC 336** Navy Blue
- **DMC 801** Dark Coffee Brown
- **DMC 437** Light Tan
- **DMC 224** Very Light Shell Pink
- **DMC 939** Very Dark Navy Blue
- **DMC BLANC** White
- **DMC 783** Medium Topaz
- **X DMC 434** Light Brown
- **H DMC 3822** Light Straw
- **+ DMC 3325** Light Baby Blue
- **= DMC 413** Dark Pewter Gray
- **Z DMC 321** Red
- **A DMC 415** Pearl Gray
- **V DMC 945** Tawny
- **T DMC 3346** Hunter Green
- **N DMC 815** Medium Garnet
- **K DMC 322** Dark Baby Blue