Heirloom Christmas stocking

Needlepoint pattern | 143 x 234 stitches | 11 x 18 in (27.9 x 45.7 cm) on 13 mesh | 23 colors



Thread key, DMC

			stitches	yards	skeins
●	**500**	Very Dark Blue Green	5,715	55	9
■	**501**	Dark Blue Green	2,572	25	4
▲	**677**	Very Light Old Gold	1,748	17	3
◆	**321**	Red	1,688	16	3
▼	**3865**	Winter White	1,438	14	3
★	**320**	Medium Pistachio Green	1,180	12	2
❖	**814**	Dark Garnet	942	9	2
X	**3821**	Straw	900	9	2
O	**783**	Medium Topaz	837	8	2
+	**780**	Ultra Very Dark Topaz	812	8	2
=	**927**	Light Gray Green	806	8	2
Z	**928**	Very Light Gray Green	693	7	2
A	**368**	Light Pistachio Green	591	6	1
V	**801**	Dark Coffee Brown	560	6	1
T	**676**	Light Old Gold	498	5	1
N	**3847**	Dark Teal Green	442	5	1
S	**3768**	Dark Gray Green	358	4	1
K	**3801**	Very Dark Melon	296	3	1
E	**3733**	Dusty Rose	232	3	1
C	**992**	Light Aquamarine	217	3	1
P	**964**	Light Seagreen	192	2	1
U	**3350**	Ultra Dark Dusty Rose	163	2	1
L	**963**	Ultra Very Light Dusty Rose	40	1	1

One chart square is one tent stitch over one canvas intersection.

Cut the canvas at least 15 x 22 in (38.1 x 55.9 cm) for 13 mesh: the design and 2 in (5.1 cm) of margin on every side.

22,920 stitches in all, inside the outline: the chart is 143 x 234 at its widest and tallest. Start from the center: a red arrow above the chart marks the center column, and one to the left of it the center row. The arrows are on the pages those lines cross.

The chart is on 4 pages, each cut to what is stitched: bare canvas has no page, and a join falls on plain ground where it can. Pages 2 and 3 are turned on their side, for a part that is wider than it is tall. Where chart pages join, gray squares repeat two rows or columns. The small picture at the top of each chart page shows which part it is.

For a name: the dashed box on the cuff is its plain part, 82 x 9 stitches, columns 62 to 143 and rows 13 to 21. The two red marks in it are its middle (between columns 102 and 103): center the name there, not under the arrow of the whole chart.

Thread: six-strand floss, 7 or 8 strands in the needle on 13 mesh (counted at 8), about 47 skeins of 8.7 yd in all. Or pearl cotton size 3, 1 strand, about 28 skeins of 16.4 yd; or tapestry wool, 1 strand, about 36 skeins of 8.7 yd; or Persian wool, 2 strands, about 32 skeins of 8 yd. Wool is numbered differently: match it by eye. Needle: tapestry, size 20.

Yards and skeins are estimates: the thread a stitch takes on the front and back of 13 mesh canvas, plus 30 percent, rounded up for each color (about 228 yards in all, as the thread lies in the needle).

Thread colors are approximate screen matches to DMC numbers. Check against real thread before you buy.

Make it a stocking: also have backing and lining fabric, cord or piping, and a loop. Finishers ask for stockings months before Christmas, and most want two extra rows all round. Ask yours before the edge, and stitch a name first. "How to finish a stocking" is a guide linked from this pattern's page.

For your own stitching, gifts and handmade pieces you sell. Do not resell or share this PDF or copies of it.

Heirloom Christmas stocking

Needlepoint pattern

Chart 1 of 4: columns 62 to 143, rows 1 to 71

This page is the dark part of the chart



Key

- DMC 500
- DMC 501 Dark Blue Green
- DMC 677
- DMC 321 Red
- DMC 3865 Winter White
- DMC 320
- DMC 814 Dark Garnet
- DMC 3821 Straw
- DMC 783 Medium Topaz
- DMC 780
- DMC 927 Light Gray Green
- DMC 928
- DMC 368
- DMC 801
- DMC 676 Light Old Gold
- DMC 3768
- DMC 3801

Heirloom Christmas stocking

Needlepoint pattern

Chart 2 of 4: columns 61 to 143, rows 72 to 140; gray squares repeat rows 70 and 71

This page is the dark part of the chart



Key

- DMC 500
- DMC 501
- DMC 321 Red
- DMC 3865 Winter White
- DMC 320
- DMC 814 Dark Garnet
- DMC 3821 Straw
- DMC 783 Medium Topaz
- DMC 780
- DMC 927
- DMC 928
- DMC 368
- DMC 801
- DMC 3847
- DMC 3768
- DMC 3801
- DMC 3733 Dusty Rose
- DMC 992
- DMC 964 Light Seagreen

Heirloom Christmas stocking

Needlepoint pattern

This page is the dark part of the chart

Chart 3 of 4: columns 1 to 72, rows 141 to 234; gray squares repeat rows 139 and 140



Heirloom Christmas stocking

Needlepoint pattern

This page is the dark part of the chart

Chart 4 of 4: columns 73 to 143, rows 141 to 234; gray squares repeat columns 71 and 72 and rows 139 and 140

