Thanksgiving pies on a windowsill

Needlepoint pattern | 140 x 140 stitches | 14 x 14 in (35.6 x 35.6 cm) on 10 mesh | 24 colors



How to stitch it



1. Each square is one tent stitch, up at 1, down at 2. Lines in continental, right to left, the canvas upside down for the next row; wide areas in basketweave.
2. Cut 18 in of thread. Start and end it without a knot left behind.
3. Mark the middle of the canvas. It is the outlined square on page 2, column 70, row 70 (DMC 3821): start there. Count threads, not holes.
4. Go on from it: picture first, background last. Gray squares are on two pages: stitch them once.
5. Last, two more rows all round, each stitch in the color it lies beside: the seam hides them.

First time? How to needlepoint: flossfield.com/needlepoint/guides/how-to-start/
How to read a chart: flossfield.com/needlepoint/guides/how-to-read-a-chart/

What you need

Canvas: blank mono canvas, 10 mesh (10 threads to the inch), cut 18.5 in square (47 cm).

Needle: blunt tapestry, size 18. Also masking tape for the cut edges, and small scissors.

Thread: pearl cotton size 3, 24 colors, about 44 skeins in all (an estimate). Stitch with 2 lengths together.

Make it a pillow: backing fabric, an insert the size of the stitching or an inch larger, and cord or piping for the edge. How to finish a pillow.

Thread list, DMC

			stitches	skeins
●	712	Cream	1,952	4
■	800	Pale Delft Blue	1,836	4
▲	739	Ultra Very Light Tan	1,487	3
◆	801	Dark Coffee Brown	1,329	2
▼	799	Medium Delft Blue	1,062	2
★	437	Light Tan	1,032	2
❖	3841	Pale Baby Blue	994	2
X	3042	Light Antique Violet	955	2
H	435	Very Light Brown	897	2
+	BLANC	White	861	2
=	3743	Very Light Antique Violet	760	2
Z	815	Medium Garnet	758	2
A	321	Red	751	2
V	3371	Black Brown	743	2
T	3821	Straw	666	2
N	676	Light Old Gold	605	1
S	921	Copper	562	1
K	922	Light Copper	562	1
E	782	Dark Topaz	536	1
C	336	Navy Blue	506	1
P	798	Dark Delft Blue	387	1
U	3801	Very Dark Melon	262	1
L	3855	Light Autumn Gold	66	1
2	3346	Hunter Green	31	1

Skeins are estimates, with the two extra rows: the thread a stitch takes on the front and back of 10 mesh canvas, plus 30 percent, rounded up for each color.

Thread colors are approximate screen matches to DMC numbers. Check against real thread before you buy.

For your own stitching, gifts and handmade pieces you sell. Do not resell or share this PDF or copies of it.

Thanksgiving pies on a windowsill

Needlepoint pattern

Columns 1 to 74, rows 1 to 74. Start at the red outline

This page is the dark part of the chart



Key

■	**DMC 800** Pale Delft Blue	H	**DMC 435** Very Light Brown	N	**DMC 676** Light Old Gold
▲	**DMC 739** Ultra Very Light Tan	+	**DMC BLANC** White	S	**DMC 921** Copper
◆	**DMC 801** Dark Coffee Brown	=	**DMC 3743** Very Light Antique Violet	K	**DMC 922** Light Copper
▼	**DMC 799** Medium Delft Blue	Z	**DMC 815** Medium Garnet	E	**DMC 782** Dark Topaz
★	**DMC 437** Light Tan	A	**DMC 321** Red	C	**DMC 336** Navy Blue
❖	**DMC 3841** Pale Baby Blue	V	**DMC 3371** Black Brown	P	**DMC 798** Dark Delft Blue
X	**DMC 3042** Light Antique Violet	T	**DMC 3821** Straw	U	**DMC 3801** Very Dark Melon

Thanksgiving pies on a windowsill Needlepoint pattern

Columns 75 to 140, rows 1 to 74. Gray squares: charted already, do not stitch again

This page is the dark part of the chart



Key

- ■ **DMC 800** Pale Delft Blue
- ▲ **DMC 739** Ultra Very Light Tan
- ◆ **DMC 801** Dark Coffee Brown
- ▼ **DMC 799** Medium Delft Blue
- ★ **DMC 437** Light Tan
- ❖ **DMC 3841** Pale Baby Blue
- X **DMC 3042** Light Antique Violet
- H **DMC 435** Very Light Brown
- \+ **DMC BLANC** White
- = **DMC 3743** Very Light Antique Violet
- Z **DMC 815** Medium Garnet
- A **DMC 321** Red
- V **DMC 3371** Black Brown
- T **DMC 3821** Straw
- N **DMC 676** Light Old Gold
- S **DMC 921** Copper
- K **DMC 922** Light Copper
- E **DMC 782** Dark Topaz
- C **DMC 336** Navy Blue
- P **DMC 798** Dark Delft Blue
- U **DMC 3801** Very Dark Melon

Thanksgiving pies on a windowsill Needlepoint pattern

Columns 1 to 74, rows 75 to 140. Gray squares: charted already, do not stitch again

This page is the dark part of the chart



Key

- ● **DMC 712** Cream
- ■ **DMC 800** Pale Delft Blue
- ▲ **DMC 739** Ultra Very Light Tan
- ◆ **DMC 801** Dark Coffee Brown
- ▼ **DMC 799** Medium Delft Blue
- ★ **DMC 437** Light Tan
- X **DMC 3042** Light Antique Violet
- H **DMC 435** Very Light Brown
- \+ **DMC BLANC** White
- = **DMC 3743** Very Light Antique Violet
- Z **DMC 815** Medium Garnet
- A **DMC 321** Red
- T **DMC 3821** Straw
- N **DMC 676** Light Old Gold
- S **DMC 921** Copper
- K **DMC 922** Light Copper
- E **DMC 782** Dark Topaz
- C **DMC 336** Navy Blue
- P **DMC 798** Dark Delft Blue
- U **DMC 3801** Very Dark Melon
- L **DMC 3855** Light Autumn Gold
- 2 **DMC 3346** Hunter Green

Thanksgiving pies on a windowsill Needlepoint pattern

Columns 75 to 140, rows 75 to 140. Gray squares: charted already, do not stitch again

This page is the dark part of the chart



Key

●	**DMC 712** Cream	H	**DMC 435** Very Light Brown	N	**DMC 676** Light Old Gold
■	**DMC 800** Pale Delft Blue	+	**DMC BLANC** White	S	**DMC 921** Copper
▲	**DMC 739** Ultra Very Light Tan	=	**DMC 3743** Very Light Antique Violet	K	**DMC 922** Light Copper
◆	**DMC 801** Dark Coffee Brown	Z	**DMC 815** Medium Garnet	E	**DMC 782** Dark Topaz
▼	**DMC 799** Medium Delft Blue	A	**DMC 321** Red	C	**DMC 336** Navy Blue
★	**DMC 437** Light Tan	V	**DMC 3371** Black Brown	P	**DMC 798** Dark Delft Blue
X	**DMC 3042** Light Antique Violet	T	**DMC 3821** Straw	U	**DMC 3801** Very Dark Melon