Prairie grasses and asters in a jug

Needlepoint pattern | 90 x 126 stitches | 5 x 7 in (12.7 x 17.8 cm) on 18 mesh | 20 colors



How to stitch it



1. Each square is one tent stitch, up at 1, down at 2. Lines in continental, right to left, the canvas upside down for the next row; wide areas in basketweave.
2. Cut 18 in of thread. Start and end it without a knot left behind.
3. Mark the middle of the canvas. It is the outlined square on page 2, column 45, row 63 (DMC 550): start there. Count threads, not holes.
4. Go on from it: picture first, background last. Gray squares are on two pages: stitch them once.
5. When it is done, block it square.

First time? How to needlepoint: flossfield.com/needlepoint/guides/how-to-start/
How to read a chart: flossfield.com/needlepoint/guides/how-to-read-a-chart/

What you need

Canvas: blank mono canvas, 18 mesh (18 threads to the inch), cut 9 in wide x 11 in high (22.9 x 27.9 cm).

Needle: blunt tapestry, size 22. Also masking tape for the cut edges, and small scissors.

Thread: six-strand floss, 20 colors, about 22 skeins in all (an estimate). Stitch with 4 strands (5 or 6 if canvas shows).

Frame it: acid-free board and a frame.
How to frame needlepoint.

Thread list, DMC

			stitches	skeins
●	3766	Light Peacock Blue	2,517	2
■	747	Very Light Sky Blue	1,319	2
▲	797	Royal Blue	880	1
◆	322	Dark Baby Blue	847	1
▼	676	Light Old Gold	582	1
★	550	Very Dark Violet	568	1
❖	677	Very Light Old Gold	512	1
X	453	Light Shell Gray	503	1
H	647	Medium Beaver Gray	481	1
+	3371	Black Brown	385	1
=	3346	Hunter Green	357	1
Z	210	Medium Lavender	354	1
A	645	Very Dark Beaver Gray	347	1
V	918	Dark Red Copper	291	1
T	921	Copper	290	1
N	783	Medium Topaz	268	1
S	726	Light Topaz	234	1
K	208	Very Dark Lavender	233	1
E	3364	Pine Green	204	1
C	780	Ultra Very Dark Topaz	168	1

Skeins are estimates: the thread a stitch takes on the front and back of 18 mesh canvas, plus 30 percent, rounded up for each color.
Thread colors are approximate screen matches to DMC numbers. Check against real thread before you buy.
For your own stitching, gifts and handmade pieces you sell. Do not resell or share this PDF or copies of it.

Prairie grasses and asters in a jug

Needlepoint pattern

Columns 1 to 90, rows 1 to 67. Start at the red outline

This page is the dark part of the chart



Key

- DMC 3766 — Light Peacock Blue
- DMC 747 — Very Light Sky Blue
- DMC 550 — Very Dark Violet
- DMC 3371 — Black Brown
- DMC 3346 — Hunter Green
- DMC 210 — Medium Lavender
- DMC 918 — Dark Red Copper
- DMC 921 — Copper
- DMC 783 — Medium Topaz
- DMC 726 — Light Topaz
- DMC 208 — Very Dark Lavender
- DMC 3364 — Pine Green
- DMC 780 — Ultra Very Dark Topaz

Prairie grasses and asters in a jug

Needlepoint pattern

Columns 1 to 90, rows 68 to 126. Gray squares: charted already, do not stitch again

This page is the dark part of the chart



Key

- DMC 3766 Light Peacock Blue
- DMC 747 Very Light Sky Blue
- DMC 797 Royal Blue
- DMC 322 Dark Baby Blue
- DMC 676 Light Old Gold
- DMC 550 Very Dark Violet
- DMC 677 Very Light Old Gold
- DMC 453 Light Shell Gray
- DMC 647 Medium Beaver Gray
- DMC 3371 Black Brown
- DMC 3346 Hunter Green
- DMC 210 Medium Lavender
- DMC 645 Very Dark Beaver Gray
- DMC 918 Dark Red Copper
- DMC 921 Copper
- DMC 783 Medium Topaz
- DMC 726 Light Topaz
- DMC 208 Very Dark Lavender
- DMC 3364 Pine Green
- DMC 780 Ultra Very Dark Topaz