Succulents in terracotta pots

Needlepoint pattern | 90 x 126 stitches | 5 x 7 in (12.7 x 17.8 cm) on 18 mesh | 20 colors



How to stitch it



1. Each square is one tent stitch, up at 1, down at 2. Lines in continental, right to left, the canvas upside down for the next row; wide areas in basketweave.
2. Cut 18 in of thread. Start and end it without a knot left behind.
3. Mark the middle of the canvas. It is the outlined square on page 2, column 45, row 63 (DMC 712): start there. Count threads, not holes.
4. Go on from it: picture first, background last. Gray squares are on two pages: stitch them once.
5. Last, two more rows all round, each stitch in the color it lies beside: the opening's edge hides them.

First time? How to needlepoint: flossfield.com/needlepoint/guides/how-to-start/
How to read a chart: flossfield.com/needlepoint/guides/how-to-read-a-chart/

What you need

Canvas: blank mono canvas, 18 mesh (18 threads to the inch), cut 9.5 in wide x 11.5 in high (24.1 x 29.2 cm).

Needle: blunt tapestry, size 22. Also masking tape for the cut edges, and small scissors.

Thread: six-strand floss, 20 colors, about 21 skeins in all (an estimate). Stitch with 4 strands (5 or 6 if canvas shows).

Fit it into a lid: the box or tray, acid-free board and backing. Measure the opening first.
How to fit it into a lid.

Thread list, DMC

			stitches	skeins				stitches	skeins
●	**712**	Cream	1,578	2	=	**798**	Dark Delft Blue	499	1
□	**920**	Medium Copper	916	1	Z	**402**	Very Light Mahogany	451	1
▲	**951**	Light Tawny	808	1	A	**470**	Light Avocado Green	387	1
◆	**500**	Very Dark Blue Green	804	1	V	**ECRU**	Ecru	377	1
▼	**939**	Very Dark Navy Blue	787	1	T	**3817**	Light Celadon Green	355	1
★	**3857**	Dark Rosewood	710	1	N	**797**	Royal Blue	334	1
❖	**3776**	Light Mahogany	700	1	S	**986**	Very Dark Forest Green	287	1
X	**3348**	Light Yellow Green	561	1	K	**3743**	Very Light Antique Violet	262	1
H	**502**	Blue Green	558	1	E	**504**	Very Light Blue Green	241	1
+	**340**	Medium Blue Violet	530	1	C	**3722**	Medium Shell Pink	195	1

Skeins are estimates, with the two extra rows: the thread a stitch takes on the front and back of 18 mesh canvas, plus 30 percent, rounded up for each color.

Thread colors are approximate screen matches to DMC numbers. Check against real thread before you buy.

For your own stitching, gifts and handmade pieces you sell. Do not resell or share this PDF or copies of it.

Succulents in terracotta pots

Needlepoint pattern

Columns 1 to 90, rows 1 to 67. Start at the red outline

This page is the dark part of the chart



Key

- DMC 712 Cream
- DMC 920 Medium Copper
- DMC 951 Light Tawny
- DMC 500 Very Dark Blue Green
- DMC 3857 Dark Rosewood
- DMC 3776 Light Mahogany
- DMC 3348 Light Yellow Green
- DMC 502 Blue Green
- DMC 340 Medium Blue Violet
- DMC 402 Very Light Mahogany
- DMC 470 Light Avocado Green
- DMC ECRU Ecru
- DMC 3817 Light Celadon Green
- DMC 986 Very Dark Forest Green
- DMC 3743 Very Light Antique Violet
- DMC 504 Very Light Blue Green
- DMC 3722 Medium Shell Pink

Succulents in terracotta pots

Needlepoint pattern

Columns 1 to 90, rows 68 to 126. Gray squares: charted already, do not stitch again

This page is the dark part of the chart



Key

- **DMC 712** Cream
- **DMC 920** Medium Copper
- **DMC 951** Light Tawny
- **DMC 500** Very Dark Blue Green
- **DMC 939** Very Dark Navy Blue
- **DMC 3857** Dark Rosewood
- **DMC 3776** Light Mahogany
- **DMC 502** Blue Green
- **DMC 340** Medium Blue Violet
- **DMC 798** Dark Delft Blue
- **DMC 402** Very Light Mahogany
- **DMC 3817** Light Celadon Green
- **DMC 797** Royal Blue
- **DMC 504** Very Light Blue Green
- **DMC 3722** Medium Shell Pink