Tea towel band with teacups and lemons

Needlepoint pattern | 264 x 52 stitches | 14.7 x 2.9 in (37.3 x 7.3 cm) on 18 mesh | 12 colors



Thread key

			stitches	yards	skeins of floss
●	**DMC 823**	Dark Navy Blue	6,290	44	5
■	**DMC BLANC**	White	1,496	11	2
▲	**DMC 3823**	Ultra Pale Yellow	1,414	10	2
◆	**DMC 322**	Dark Baby Blue	824	6	1
▼	**DMC 444**	Dark Lemon	758	6	1
★	**DMC 905**	Dark Parrot Green	756	6	1
❖	**DMC 3325**	Light Baby Blue	648	5	1
X	**DMC 797**	Royal Blue	568	4	1
O	**DMC 472**	Ultra Light Avocado Green	466	4	1
+	**DMC 972**	Deep Canary	252	2	1
=	**DMC 703**	Chartreuse	208	2	1
Z	**DMC 783**	Medium Topaz	48	1	1

One chart square is one tent stitch over one canvas intersection.

The chart shows 2 repeats; one repeat is 132 x 52 stitches. The pattern can be carried on to any size.

For this sample, cut the canvas at least 18.7 x 6.9 in (47.4 x 17.5 cm) for 18 mesh: what is charted and 2 in (5.1 cm) of margin on every side.

13,728 stitches in this sample. Start from the center: a red arrow above the chart marks the center column, and one to the left of it the center row. The arrows are on the pages those lines cross.

The chart is divided evenly over 3 pages. Pages 2, 3 and 4 are turned on their side, for a part that is wider than it is tall. Where chart pages join, gray squares repeat two columns. The small picture at the top of each chart page shows which part it is.

Thread for this sample: six-strand floss, 4 to 6 strands in the needle on 18 mesh (counted at 6), about 18 skeins of 8.7 yd in all. Or pearl cotton size 5, 1 strand, about 13 skeins of 27.3 yd; or Persian wool, 1 strand, about 13 skeins of 8 yd. Wool is numbered differently: match it by eye. Needle: tapestry, size 22.

Yards and skeins are estimates: the thread a stitch takes on the front and back of 18 mesh canvas, plus 30 percent, rounded up for each color (about 101 yards in all, as the thread lies in the needle).

Thread colors are approximate screen matches to DMC numbers. Check against real thread before you buy.

When it is stitched: also have a finisher, or the fabric and cord to make it up yourself. Ask before you stitch the edge: some finishes take extra rows. "Ways to finish needlepoint" is a guide linked from this pattern's page.

For your own stitching, gifts and handmade pieces you sell. Do not resell or share this PDF or copies of it.

Tea towel band with teacups and lemons

Needlepoint pattern

Chart 1 of 3: columns 1 to 88, rows 1 to 52



Key

○ **DMC 823** Dark Navy Blue	◆ **DMC 322** Dark Baby Blue	❖ **DMC 3325** Light Baby Blue	+ **DMC 972** Deep Canary
■ **DMC BLANC** White	▼ **DMC 444** Dark Lemon	X **DMC 797** Royal Blue	= **DMC 703** Chartreuse
▲ **DMC 3823** Ultra Pale Yellow	★ **DMC 905** Dark Parrot Green	O **DMC 472** Ultra Light Avocado Green	Z **DMC 783** Medium Topaz

Tea towel band with teacups and lemons

Needlepoint pattern

Chart 2 of 3: columns 89 to 176, rows 1 to 52; gray squares repeat columns 87 and 88



Key

- **DMC 823** Dark Navy Blue
- **DMC BLANC** White
- **DMC 3823** Ultra Pale Yellow
- **DMC 322** Dark Baby Blue
- **DMC 444** Dark Lemon
- **DMC 905** Dark Parrot Green
- **DMC 3325** Light Baby Blue
- **DMC 797** Royal Blue
- **DMC 472** Ultra Light Avocado Green
- **DMC 972** Deep Canary
- **DMC 703** Chartreuse

Tea towel band with teacups and lemons

Needlepoint pattern

Chart 3 of 3: columns 177 to 264, rows 1 to 52; gray squares repeat columns 175 and 176



Key

- **DMC 823** Dark Navy Blue
- **DMC BLANC** White
- **DMC 3823** Ultra Pale Yellow
- **DMC 322** Dark Baby Blue
- **DMC 444** Dark Lemon
- **DMC 905** Dark Parrot Green
- **DMC 3325** Light Baby Blue
- **DMC 797** Royal Blue
- **DMC 472** Ultra Light Avocado Green
- **DMC 972** Deep Canary
- **DMC 703** Chartreuse
- **DMC 783** Medium Topaz