Vintage teacup with purple violets

Needlepoint pattern | 90 x 90 stitches | 5 x 5 in (12.7 x 12.7 cm) on 18 mesh | 18 colors



How to stitch it



1. Each square is one tent stitch, up at 1, down at 2. Lines in continental, right to left, the canvas upside down for the next row; wide areas in basketweave.
2. Cut 18 in of thread. Start and end it without a knot left behind.
3. Mark the middle of the canvas. It is the outlined square on page 2, column 45, row 45 (DMC 26): start there. Count threads, not holes.
4. Go on from it: picture first, background last. Gray squares are on two pages: stitch them once.
5. Last, two more rows all round, each stitch in the color it lies beside: the opening's edge hides them.

First time? How to needlepoint: flossfield.com/needlepoint/guides/how-to-start/
How to read a chart: flossfield.com/needlepoint/guides/how-to-read-a-chart/

What you need

Canvas: blank mono canvas, 18 mesh (18 threads to the inch), cut 9.5 in square (24.1 cm).

Needle: blunt tapestry, size 22. Also masking tape for the cut edges, and small scissors.

Thread: six-strand floss, 18 colors, about 19 skeins in all (an estimate). Stitch with 4 strands (5 or 6 if canvas shows).

Fit it into a lid: the box or tray, acid-free board and backing. Measure the opening first.
How to fit it into a lid.

Thread list, DMC

			stitches	skeins				stitches	skeins
●	**BLANC**	White	1,307	2	+	**209**	Dark Lavender	294	1
■	**223**	Light Shell Pink	1,100	1	=	**26**	Pale Lavender	289	1
▲	**677**	Very Light Old Gold	953	1	Z	**3346**	Hunter Green	271	1
◆	**32**	Dark Blueberry	757	1	A	**160**	Medium Gray Blue	257	1
▼	**3823**	Ultra Pale Yellow	615	1	V	**159**	Light Gray Blue	236	1
★	**210**	Medium Lavender	422	1	T	**3347**	Medium Yellow Green	214	1
❖	**729**	Medium Old Gold	362	1	N	**29**	Eggplant	156	1
X	**221**	Very Dark Shell Pink	345	1	S	**208**	Very Dark Lavender	134	1
H	**500**	Very Dark Blue Green	322	1	K	**471**	Very Light Avocado Green	66	1

Skeins are estimates, with the two extra rows: the thread a stitch takes on the front and back of 18 mesh canvas, plus 30 percent, rounded up for each color.

Thread colors are approximate screen matches to DMC numbers. Check against real thread before you buy.

For your own stitching, gifts and handmade pieces you sell. Do not resell or share this PDF or copies of it.

Vintage teacup with purple violets

Needlepoint pattern

Columns 1 to 45, rows 1 to 90. Start at the red outline

This page is the dark part of the chart



Key

- ● **DMC BLANC** White
- ■ **DMC 223** Light Shell Pink
- ▲ **DMC 677** Very Light Old Gold
- ◆ **DMC 32** Dark Blueberry
- ▼ **DMC 3823** Ultra Pale Yellow
- ★ **DMC 210** Medium Lavender
- ❖ **DMC 729** Medium Old Gold
- X **DMC 221** Very Dark Shell Pink
- H **DMC 500** Very Dark Blue Green
- \+ **DMC 209** Dark Lavender
- = **DMC 26** Pale Lavender
- Z **DMC 3346** Hunter Green
- A **DMC 160** Medium Gray Blue
- V **DMC 159** Light Gray Blue
- T **DMC 3347** Medium Yellow Green
- N **DMC 29** Eggplant
- S **DMC 208** Very Dark Lavender
- K **DMC 471** Very Light Avocado Green

Vintage teacup with purple violets

Needlepoint pattern

Columns 46 to 90, rows 1 to 90. Gray squares: charted already, do not stitch again

This page is the dark part of the chart



Key

- ● **DMC BLANC** White
- ■ **DMC 223** Light Shell Pink
- ▲ **DMC 677** Very Light Old Gold
- ◆ **DMC 32** Dark Blueberry
- ▼ **DMC 3823** Ultra Pale Yellow
- ★ **DMC 210** Medium Lavender
- ❖ **DMC 729** Medium Old Gold
- X **DMC 221** Very Dark Shell Pink
- H **DMC 500** Very Dark Blue Green
- \+ **DMC 209** Dark Lavender
- = **DMC 26** Pale Lavender
- Z **DMC 3346** Hunter Green
- A **DMC 160** Medium Gray Blue
- V **DMC 159** Light Gray Blue
- T **DMC 3347** Medium Yellow Green
- N **DMC 29** Eggplant
- S **DMC 208** Very Dark Lavender
- K **DMC 471** Very Light Avocado Green