Tote bag panel, market vegetables

Needlepoint pattern | 156 x 156 stitches | 12 x 12 in (30.5 x 30.5 cm) on 13 mesh | 24 colors



How to read the chart



1. Each square is one tent stitch, up at 1, down at 2: basketweave for the background, continental for lines.
2. Bind the edges. Cut 18 in of thread; start and end it without a knot left behind.
3. Mark the middle of the canvas. It is the outlined square on page 5 (DMC 3781): start there. Count threads, not holes.
4. Picture first, then border, background last. Gray squares are on two pages: stitch them once.
5. A heavier line stands every ten squares: count by them.
6. When it is done, block it square.

flossfield.com/needlepoint/guides/how-to-read-a-chart/

You will need

Canvas: blank mono canvas, 13 mesh (13 threads to the inch), cut 16 x 16 in (40.6 x 40.6 cm).

Needle: tapestry, size 20. Also masking tape for the cut edges, and small scissors.

Thread: six-strand floss, 7 strands in the needle, six of one length and one of the next (8 if canvas shows), about 47 skeins in all (an estimate).

Sew it on a tote: a plain tote and strong sewing thread. Stitch two extra rows all round, carrying the colors of the edge on: the edge is turned under at them. With those rows, each stitch in the color it lies beside, it takes 5 skeins of DMC 3031, not 4; 2 of DMC 414, not 1; 5 of DMC 935, not 4.
How to sew a panel on a tote.

Thread list, DMC

			stitches	skeins
●	935	Dark Avocado Green	2,719	4
■	3031	Very Dark Mocha Brown	2,626	4
▲	3781	Dark Mocha Brown	2,498	4
◆	3346	Hunter Green	1,719	3
▼	318	Light Steel Gray	1,696	3
★	3750	Very Dark Antique Blue	1,489	3
❖	936	Very Dark Avocado Green	1,394	3
X	3345	Dark Hunter Green	1,076	2
O	3804	Dark Cyclamen Pink	1,035	2
+	524	Very Light Fern Green	1,014	2
=	726	Light Topaz	860	2
Z	317	Pewter Gray	771	2
A	727	Very Light Topaz	726	2
V	471	Very Light Avocado Green	628	1
T	414	Dark Steel Gray	590	1
N	154	Very Dark Grape	572	1
S	522	Fern Green	519	1
K	3835	Medium Grape	489	1
E	3865	Winter White	452	1
C	3806	Light Cyclamen Pink	371	1
P	782	Dark Topaz	336	1
U	915	Dark Plum	295	1
L	415	Pearl Gray	231	1
2	321	Red	230	1

Skeins are estimates: the thread a stitch takes on the front and back of 13 mesh canvas, plus 30 percent, rounded up for each color.
Thread colors are approximate screen matches to DMC numbers. Check against real thread before you buy.
For your own stitching, gifts and handmade pieces you sell. Do not resell or share this PDF or copies of it.

Tote bag panel, market vegetables

Needlepoint pattern

Chart 1 of 5: columns 1 to 78, rows 1 to 66

This page is the dark part of the chart



Key

- **DMC 935** Dark Avocado Green
- **DMC 3031** Very Dark Mocha Brown
- **DMC 3781** Dark Mocha Brown
- **DMC 3346** Hunter Green
- **DMC 936** Very Dark Avocado Green
- **DMC 3345** Dark Hunter Green
- **DMC 3804** Dark Cyclamen Pink
- **DMC 524** Very Light Fern Green
- **DMC 154** Very Dark Grape
- **DMC 522** Fern Green
- **DMC 3835** Medium Grape

Tote bag panel, market vegetables

Needlepoint pattern

Chart 2 of 5: columns 79 to 156, rows 1 to 66. Gray squares repeat columns 77 and 78: do not stitch them twice

This page is the dark part of the chart



Key

- **DMC 935** Dark Avocado Green
- **DMC 3781** Dark Mocha Brown
- **DMC 3346** Hunter Green
- **DMC 936** Very Dark Avocado Green
- **DMC 3345** Dark Hunter Green
- **DMC 3804** Dark Cyclamen Pink
- **DMC 726** Light Topaz
- **DMC 727** Very Light Topaz
- **DMC 471** Very Light Avocado Green
- **DMC 3806** Light Cyclamen Pink
- **DMC 915** Dark Plum

Tote bag panel, market vegetables

Needlepoint pattern

This page is the dark part of the chart

Chart 3 of 5: columns 1 to 52, rows 67 to 156. Gray squares repeat rows 65 and 66: do not stitch them twice



Key

- **DMC 935** Dark Avocado Green
- **DMC 3031** Very Dark Mocha Brown
- **DMC 318** Light Steel Gray
- **DMC 3750** Very Dark Antique Blue
- **DMC 936** Very Dark Avocado Green
- **O DMC 3804** Dark Cyclamen Pink
- **+ DMC 524** Very Light Fern Green
- **= DMC 726** Light Topaz
- **Z DMC 317** Pewter Gray
- **A DMC 727** Very Light Topaz
- **T DMC 414** Dark Steel Gray
- **N DMC 154** Very Dark Grape
- **S DMC 522** Fern Green
- **K DMC 3835** Medium Grape
- **P DMC 782** Dark Topaz
- **U DMC 915** Dark Plum
- **L DMC 415** Pearl Gray
- **2 DMC 321** Red

Tote bag panel, market vegetables

Needlepoint pattern

This page is the dark part of the chart

Chart 4 of 5: columns 53 to 104, rows 67 to 156. Start at the red outline. Gray squares repeat columns 51 and 52 and rows 65 and 66; do not stitch th



Key

- **DMC 935** Dark Avocado Green
- **DMC 3781** Dark Mocha Brown
- **DMC 3346** Hunter Green
- **DMC 318** Light Steel Gray
- **DMC 3750** Very Dark Antique Blue
- **DMC 936** Very Dark Avocado Green
- **DMC 3345** Dark Hunter Green
- **DMC 3804** Dark Cyclamen Pink
- **DMC 524** Very Light Fern Green
- **DMC 726** Light Topaz
- **DMC 317** Pewter Gray
- **DMC 727** Very Light Topaz
- **DMC 471** Very Light Avocado Green
- **DMC 414** Dark Steel Gray
- **DMC 154** Very Dark Grape
- **DMC 522** Fern Green
- **DMC 3835** Medium Grape
- **DMC 3865** Winter White
- **DMC 3806** Light Cyclamen Pink
- **DMC 782** Dark Topaz
- **DMC 915** Dark Plum
- **DMC 415** Pearl Gray
- **DMC 321** Red

Tote bag panel, market vegetables

Needlepoint pattern

This page is the dark part of the chart

Chart 5 of 5: columns 105 to 156, rows 67 to 156. Gray squares repeat columns 103 and 104 and rows 65 and 66: do not stitch them twice



Key

- ● **DMC 935** Dark Avocado Green
- ◆ **DMC 3346** Hunter Green
- ▼ **DMC 318** Light Steel Gray
- ★ **DMC 3750** Very Dark Antique Blue
- ❖ **DMC 936** Very Dark Avocado Green
- X **DMC 3345** Dark Hunter Green
- O **DMC 3804** Dark Cyclamen Pink
- \+ **DMC 524** Very Light Fern Green
- = **DMC 726** Light Topaz
- Z **DMC 317** Pewter Gray
- A **DMC 727** Very Light Topaz
- V **DMC 471** Very Light Avocado Green
- T **DMC 414** Dark Steel Gray
- E **DMC 3865** Winter White
- C **DMC 3806** Light Cyclamen Pink
- U **DMC 915** Dark Plum
- L **DMC 415** Pearl Gray