Violin and holly Christmas music

Needlepoint pattern | 143 x 234 stitches | 11 x 18 in (27.9 x 45.7 cm) on 13 mesh | 24 colors



Thread key, DMC

			stitches	yards	skeins
●	3685	Very Dark Mauve	2,964	29	5
■	3345	Dark Hunter Green	2,753	27	4
▲	890	Ultra Dark Pistachio Green	2,204	21	4
◆	898	Very Dark Coffee Brown	2,099	20	4
▼	3371	Black Brown	1,894	18	3
★	3866	Ultra Very Light Mocha	1,550	15	3
❖	3346	Hunter Green	1,374	14	2
X	154	Very Dark Grape	970	10	2
O	842	Very Light Beige Brown	855	9	2
+	301	Medium Mahogany	806	8	2
=	976	Medium Golden Brown	713	7	2
Z	300	Very Dark Mahogany	688	7	1
A	3803	Dark Mauve	646	7	1
V	783	Medium Topaz	509	5	1
T	3827	Pale Golden Brown	507	5	1
N	745	Light Pale Yellow	444	5	1
S	400	Dark Mahogany	369	4	1
K	934	Black Avocado Green	345	4	1
E	741	Medium Tangerine	333	4	1
C	3820	Dark Straw	263	3	1
P	780	Ultra Very Dark Topaz	259	3	1
U	970	Light Pumpkin	163	2	1
L	471	Very Light Avocado Green	140	2	1
2	666	Bright Red	72	1	1

One chart square is one tent stitch over one canvas intersection.

Cut the canvas at least 15 x 22 in (38.1 x 55.9 cm) for 13 mesh: the design and 2 in (5.1 cm) of margin on every side.

22,920 stitches in all, inside the outline: the chart is 143 x 234 at its widest and tallest. Start from the center: a red arrow above the chart marks the center column, and one to the left of it the center row. The arrows are on the pages those lines cross.

The chart is on 4 pages, each cut to what is stitched: bare canvas has no page, and a join falls on plain ground where it can. Pages 2 and 3 are turned on their side, for a part that is wider than it is tall. Where chart pages join, gray squares repeat two rows or columns. The small picture at the top of each chart page shows which part it is.

Thread: six-strand floss, 7 or 8 strands in the needle on 13 mesh (counted at 8), about 46 skeins of 8.7 yd in all. Or pearl cotton size 3, 1 strand, about 29 skeins of 16.4 yd; or tapestry wool, 1 strand, about 38 skeins of 8.7 yd; or Persian wool, 2 strands, about 33 skeins of 8 yd. Wool is numbered differently: match it by eye. Needle: tapestry, size 20.

Yards and skeins are estimates: the thread a stitch takes on the front and back of 13 mesh canvas, plus 30 percent, rounded up for each color (about 230 yards in all, as the thread lies in the needle).

Thread colors are approximate screen matches to DMC numbers. Check against real thread before you buy.

Make it a stocking: also have backing and lining fabric, cord or piping, and a loop. Finishers ask for stockings months before Christmas, and most want two extra rows all round. Ask yours before the edge, and stitch a name first. "How to finish a stocking" is a guide linked from this pattern's page.

For your own stitching, gifts and handmade pieces you sell. Do not resell or share this PDF.

Violin and holly Christmas music

Needlepoint pattern

Chart 1 of 4: columns 62 to 143, rows 1 to 71

This page is the dark part of the chart



Violin and holly Christmas music

Needlepoint pattern

This page is the dark part of the chart

Chart 2 of 4: columns 61 to 143, rows 72 to 140; gray squares repeat rows 70 and 71



Violin and holly Christmas music

Needlepoint pattern

This page is the dark part of the chart

Chart 3 of 4: columns 1 to 72, rows 141 to 234; gray squares repeat rows 139 and 140

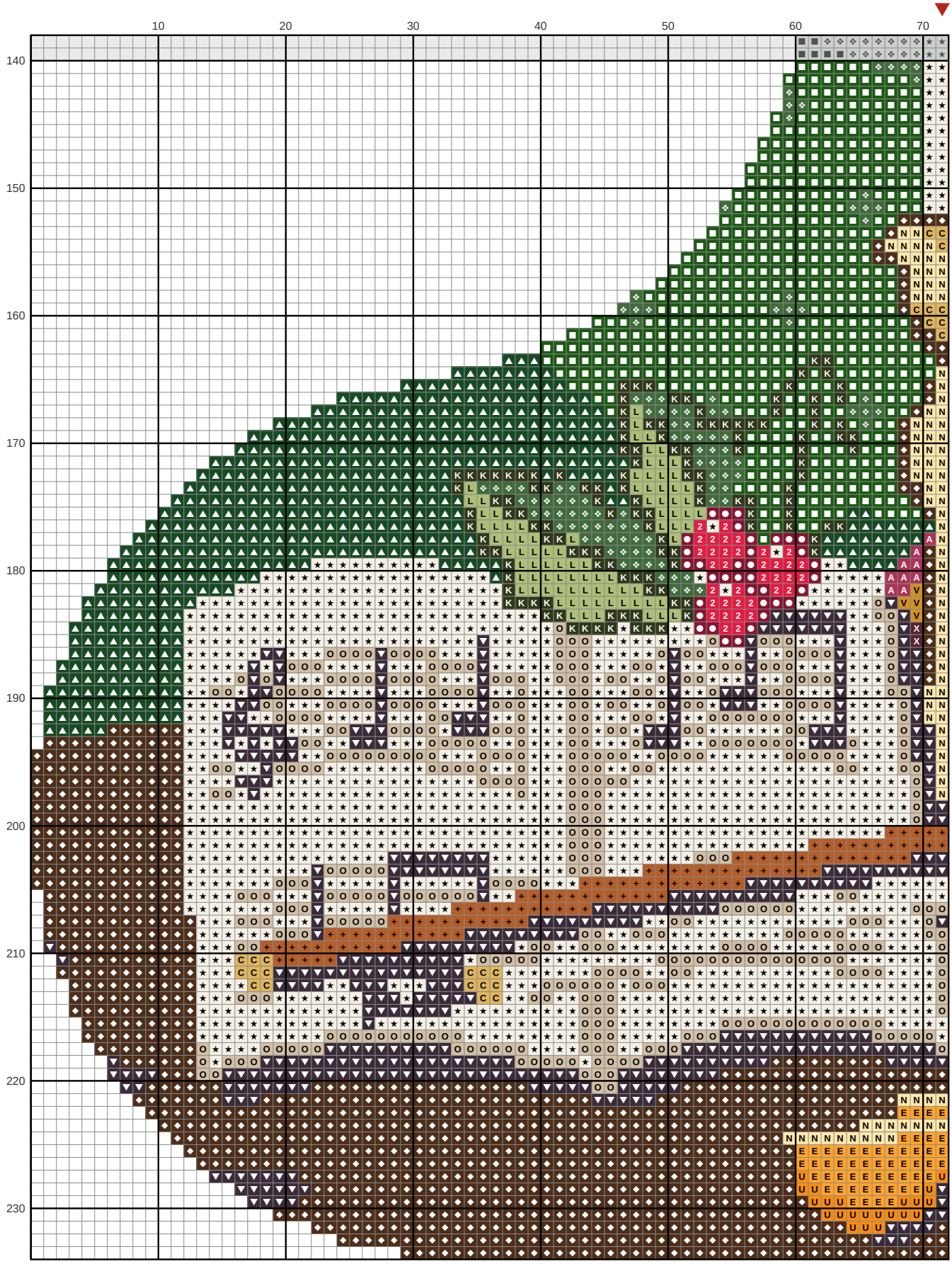

Violin and holly Christmas music

Needlepoint pattern

This page is the dark part of the chart

Chart 4 of 4: columns 73 to 143, rows 141 to 234; gray squares repeat columns 71 and 72 and rows 139 and 140

