Basset hound sheltering three chicks

Needlepoint pattern | 90 x 90 stitches | 5 x 5 in (12.7 x 12.7 cm) on 18 mesh | 18 colors



How to stitch it



1. Each square is one tent stitch, up at 1, down at 2. Lines in continental, right to left, the canvas upside down for the next row; wide areas in basketweave.
2. Cut 18 in of thread. Start and end it without a knot left behind.
3. Mark the middle of the canvas. It is the outlined square on page 2, column 45, row 45 (DMC 321): start there. Count threads, not holes.
4. Go on from it: picture first, background last. Gray squares are on two pages: stitch them once.
5. Last, two more rows all round, each stitch in the color it lies beside: the opening's edge hides them.

First time? How to needlepoint: flossfield.com/needlepoint/guides/how-to-start/
How to read a chart: flossfield.com/needlepoint/guides/how-to-read-a-chart/

What you need

Canvas: blank mono canvas, 18 mesh (18 threads to the inch), cut 9.5 in square (24.1 cm).

Needle: blunt tapestry, size 22. Also masking tape for the cut edges, and small scissors.

Thread: six-strand floss, 18 colors, about 18 skeins in all (an estimate). Stitch with 4 strands (5 or 6 if canvas shows).

Fit it into a lid: the box or tray, acid-free board and backing. Measure the opening first.
How to fit it into a lid.

Thread list, DMC

			stitches	skeins
●	**932**	Light Antique Blue	1,134	1
■	**3348**	Light Yellow Green	863	1
▲	**930**	Dark Antique Blue	802	1
◆	**801**	Dark Coffee Brown	602	1
▼	**3865**	Winter White	589	1
★	**500**	Very Dark Blue Green	560	1
❖	**3346**	Hunter Green	499	1
X	**436**	Tan	445	1
H	**3371**	Black Brown	421	1
+	**434**	Light Brown	410	1
=	**738**	Very Light Tan	410	1
Z	**3799**	Very Dark Pewter Gray	308	1
A	**321**	Red	243	1
V	**727**	Very Light Topaz	237	1
T	**841**	Light Beige Brown	218	1
N	**3752**	Very Light Antique Blue	186	1
S	**3820**	Dark Straw	139	1
K	**721**	Medium Orange Spice	34	1

Skeins are estimates, with the two extra rows: the thread a stitch takes on the front and back of 18 mesh canvas, plus 30 percent, rounded up for each color.

Thread colors are approximate screen matches to DMC numbers. Check against real thread before you buy.

For your own stitching, gifts and handmade pieces you sell. Do not resell or share this PDF or copies of it.

Basset hound sheltering three chicks

Needlepoint pattern

Columns 1 to 49, rows 1 to 90. Start at the red outline

This page is the dark part of the chart

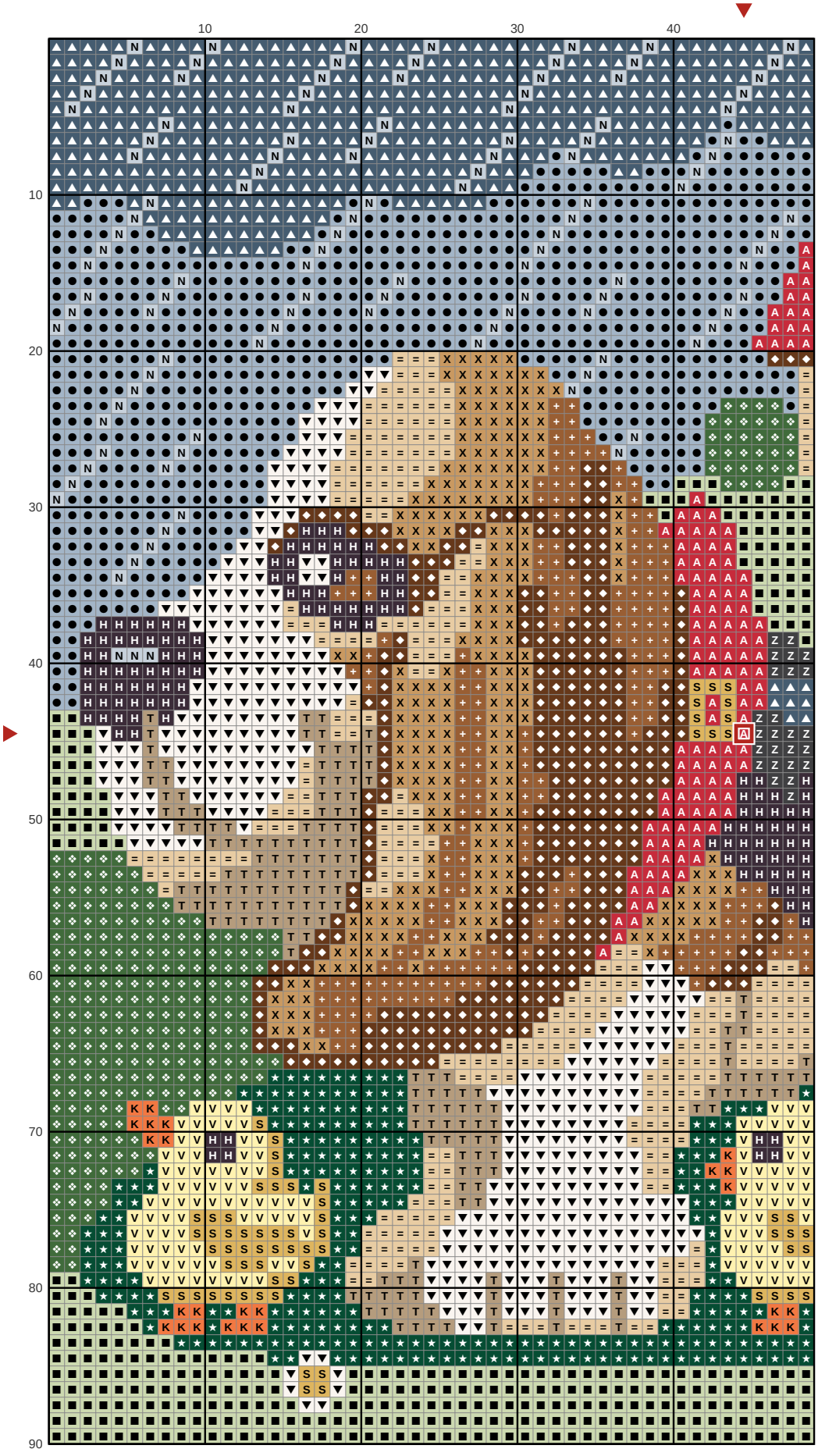

Key

- **DMC 932** Light Antique Blue
- **DMC 3348** Light Yellow Green
- **DMC 930** Dark Antique Blue
- **DMC 801** Dark Coffee Brown
- **DMC 3865** Winter White
- **DMC 500** Very Dark Blue Green
- **DMC 3346** Hunter Green
- **DMC 436** Tan
- **DMC 3371** Black Brown
- **DMC 434** Light Brown
- **DMC 738** Very Light Tan
- **DMC 3799** Very Dark Pewter Gray
- **DMC 321** Red
- **DMC 727** Very Light Topaz
- **DMC 841** Light Beige Brown
- **DMC 3752** Very Light Antique Blue
- **DMC 3820** Dark Straw
- **DMC 721** Medium Orange Spice

Basset hound sheltering three chicks

Needlepoint pattern

Columns 50 to 90, rows 1 to 90. Gray squares: charted already, do not stitch again

This page is the dark part of the chart



Key

- ● **DMC 932** Light Antique Blue
- ■ **DMC 3348** Light Yellow Green
- ▲ **DMC 930** Dark Antique Blue
- ◆ **DMC 801** Dark Coffee Brown
- ▼ **DMC 3865** Winter White
- ★ **DMC 500** Very Dark Blue Green
- ❖ **DMC 3346** Hunter Green
- X **DMC 436** Tan
- H **DMC 3371** Black Brown
- \+ **DMC 434** Light Brown
- = **DMC 738** Very Light Tan
- Z **DMC 3799** Very Dark Pewter Gray
- A **DMC 321** Red
- V **DMC 727** Very Light Topaz
- T **DMC 841** Light Beige Brown
- N **DMC 3752** Very Light Antique Blue
- S **DMC 3820** Dark Straw
- K **DMC 721** Medium Orange Spice