I can't adult today, sleeping bear

Needlepoint pattern | 115 x 143 stitches | 11.5 x 14.3 in (29.2 x 36.3 cm) on 10 mesh | 15 colors



How to stitch it



1. Each square is one tent stitch, up at 1, down at 2. Lines in continental, right to left, the canvas upside down for the next row; wide areas in basketweave.
2. Cut 18 in of thread. Start and end it without a knot left behind.
3. Mark the middle of the canvas. It is the outlined square on page 4, column 58, row 72 (DMC 3821): start there. Count threads, not holes.
4. Go on from it: picture first, background last. Gray squares are on two pages: stitch them once.
5. When it is done, block it square.

First time? How to needlepoint: flossfield.com/needlepoint/guides/how-to-start/
How to read a chart: flossfield.com/needlepoint/guides/how-to-read-a-chart/

What you need

Canvas: blank mono canvas, 10 mesh (10 threads to the inch), cut 15.5 in wide x 18.5 in high (39.4 x 47 cm).

Needle: blunt tapestry, size 18. Also masking tape for the cut edges, and small scissors.

Thread: pearl cotton size 3, 15 colors, about 35 skeins in all (an estimate). Stitch with 2 lengths together.

Frame it: acid-free board and a frame.
How to frame needlepoint.

Thread list, DMC

			stitches	skeins
●	3865	Winter White	10,794	17
□	310	Black	3,116	5
▲	3750	Very Dark Antique Blue	649	1
◆	3821	Straw	588	1
▼	931	Medium Antique Blue	263	1
★	470	Light Avocado Green	250	1
❖	937	Medium Avocado Green	183	1
X	469	Avocado Green	167	1
H	166	Medium Light Moss Green	121	1
+	738	Very Light Tan	82	1
=	350	Medium Coral	80	1
Z	434	Light Brown	60	1
A	436	Tan	40	1
V	932	Light Antique Blue	26	1
T	347	Very Dark Salmon	26	1

Skeins are estimates: the thread a stitch takes on the front and back of 10 mesh canvas, plus 30 percent, rounded up for each color.
Thread colors are approximate screen matches to DMC numbers. Check against real thread before you buy.
For your own stitching, gifts and handmade pieces you sell. Do not resell or share this PDF or copies of it.

I can't adult today, sleeping bear Needlepoint pattern

Columns 1 to 58, rows 1 to 71

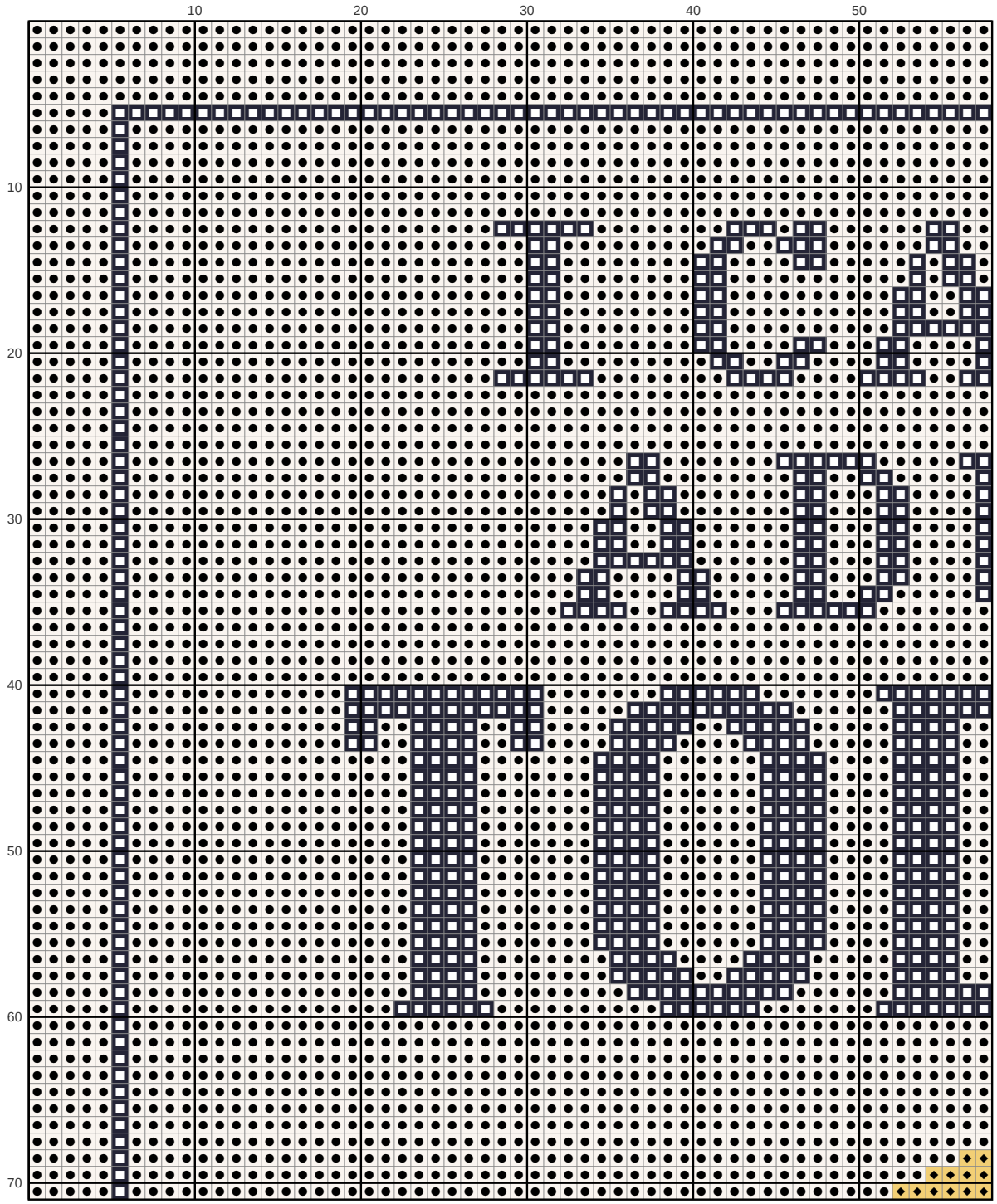

Key

- ● **DMC 3865** Winter White
- ■ **DMC 310** Black
- ◆ **DMC 3821** Straw

I can't adult today, sleeping bear Needlepoint pattern

This page is the dark part of the chart

Columns 59 to 115, rows 1 to 71. Gray squares: charted already, do not stitch again

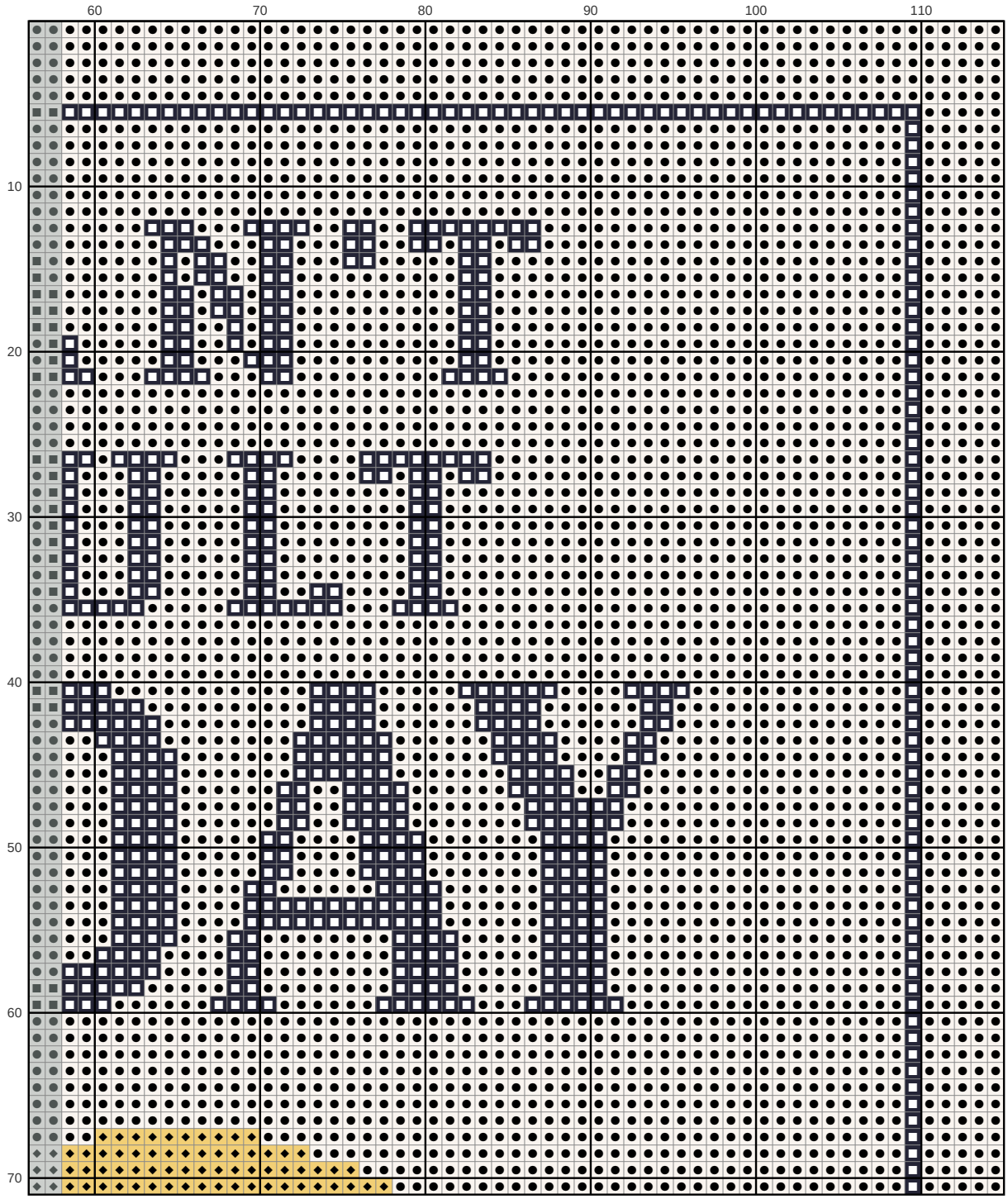

Key

- **DMC 3865** Winter White
- **DMC 310** Black
- **DMC 3821** Straw

I can't adult today, sleeping bear Needlepoint pattern

This page is the dark part of the chart

Columns 1 to 58, rows 72 to 143. Start at the red outline. Gray squares: charted already, do not stitch again



Key

- ● **DMC 3865** Winter White
- ■ **DMC 310** Black
- ▲ **DMC 3750** Very Dark Antique Blue
- ◆ **DMC 3821** Straw
- ▼ **DMC 931** Medium Antique Blue
- ★ **DMC 470** Light Avocado Green
- ❖ **DMC 937** Medium Avocado Green
- X **DMC 469** Avocado Green
- H **DMC 166** Medium Light Moss Green
- \+ **DMC 738** Very Light Tan
- Z **DMC 434** Light Brown
- A **DMC 436** Tan
- V **DMC 932** Light Antique Blue

I can't adult today, sleeping bear Needlepoint pattern

This page is the dark part of the chart

Columns 59 to 115, rows 72 to 143. Gray squares: charted already, do not stitch again



Key

- ● **DMC 3865** Winter White
- ■ **DMC 310** Black
- ▲ **DMC 3750** Very Dark Antique Blue
- ◆ **DMC 3821** Straw
- ▼ **DMC 931** Medium Antique Blue
- ★ **DMC 470** Light Avocado Green
- ❖ **DMC 937** Medium Avocado Green
- X **DMC 469** Avocado Green
- H **DMC 166** Medium Light Moss Green
- = **DMC 350** Medium Coral
- Z **DMC 434** Light Brown
- T **DMC 347** Very Dark Salmon