One more chapter, lamp and cat

Needlepoint pattern | 140 x 140 stitches | 14 x 14 in (35.6 x 35.6 cm) on 10 mesh | 24 colors



How to stitch it



1. Each square is one tent stitch, up at 1, down at 2. Lines in continental, right to left, the canvas upside down for the next row; wide areas in basketweave.
2. Cut 18 in of thread. Start and end it without a knot left behind.
3. Mark the middle of the canvas. It is the outlined square on page 2, column 70, row 70 (DMC 815): start there. Count threads, not holes.
4. Go on from it: picture first, background last. Gray squares are on two pages: stitch them once.
5. Last, two more rows all round, each stitch in the color it lies beside: the seam hides them.

First time? How to needlepoint: flossfield.com/needlepoint/guides/how-to-start/
How to read a chart: flossfield.com/needlepoint/guides/how-to-read-a-chart/

What you need

Canvas: blank mono canvas, 10 mesh (10 threads to the inch), cut 18.5 in square (47 cm).

Needle: blunt tapestry, size 18. Also masking tape for the cut edges, and small scissors.

Thread: pearl cotton size 3, 24 colors, about 46 skeins in all (an estimate). Stitch with 2 lengths together.

Make it a pillow: backing fabric, an insert the size of the stitching or an inch larger, and cord or piping for the edge. How to finish a pillow.

Thread list, DMC

			stitches	skeins
●	321	Red	3,428	6
■	712	Cream	2,499	4
▲	336	Navy Blue	1,689	4
◆	938	Ultra Dark Coffee Brown	1,502	3
▼	783	Medium Topaz	1,363	3
★	312	Very Dark Baby Blue	1,070	2
❖	3822	Light Straw	884	2
X	3862	Dark Mocha Beige	818	2
H	3740	Dark Antique Violet	808	2
+	413	Dark Pewter Gray	756	2
=	415	Pearl Gray	716	2
Z	318	Light Steel Gray	677	2
A	815	Medium Garnet	609	1
V	433	Medium Brown	583	1
T	414	Dark Steel Gray	531	1
N	347	Very Dark Salmon	313	1
S	434	Light Brown	304	1
K	500	Very Dark Blue Green	260	1
E	501	Dark Blue Green	243	1
C	780	Ultra Very Dark Topaz	195	1
P	504	Very Light Blue Green	149	1
U	502	Blue Green	141	1
L	761	Light Salmon	40	1
2	3371	Black Brown	22	1

Skeins are estimates, with the two extra rows: the thread a stitch takes on the front and back of 10 mesh canvas, plus 30 percent, rounded up for each color.

Thread colors are approximate screen matches to DMC numbers. Check against real thread before you buy.

For your own stitching, gifts and handmade pieces you sell. Do not resell or share this PDF or copies of it.

One more chapter, lamp and cat Needlepoint pattern

Columns 1 to 74, rows 1 to 74. Start at the red outline

This page is the dark part of the chart

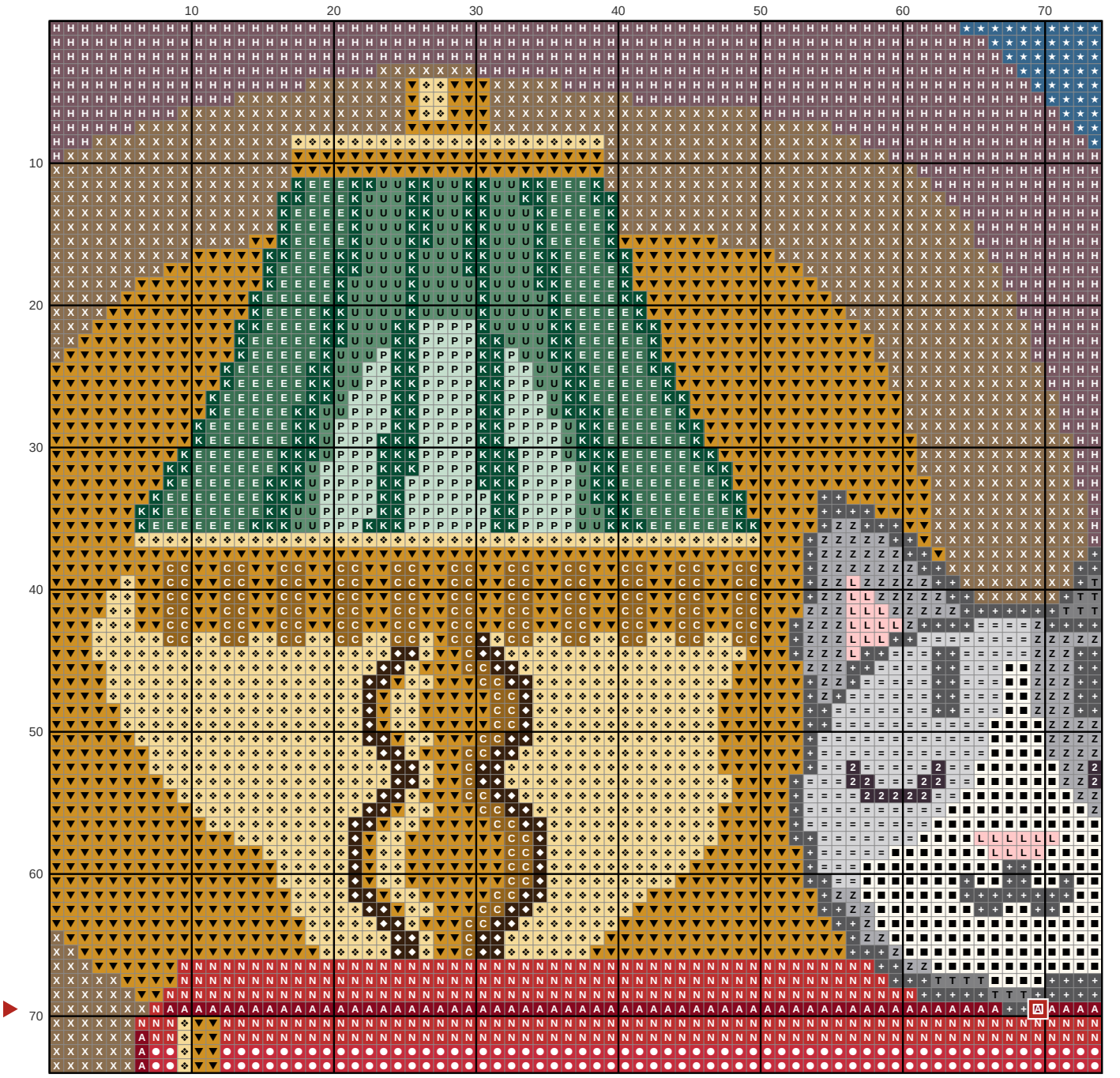

Key

●	**DMC 321** Red	H	**DMC 3740** Dark Antique Violet	K	**DMC 500** Very Dark Blue Green
■	**DMC 712** Cream	+	**DMC 413** Dark Pewter Gray	E	**DMC 501** Dark Blue Green
◆	**DMC 938** Ultra Dark Coffee Brown	=	**DMC 415** Pearl Gray	C	**DMC 780** Ultra Very Dark Topaz
▼	**DMC 783** Medium Topaz	Z	**DMC 318** Light Steel Gray	P	**DMC 504** Very Light Blue Green
★	**DMC 312** Very Dark Baby Blue	A	**DMC 815** Medium Garnet	U	**DMC 502** Blue Green
❖	**DMC 3822** Light Straw	T	**DMC 414** Dark Steel Gray	L	**DMC 761** Light Salmon
X	**DMC 3862** Dark Mocha Beige	N	**DMC 347** Very Dark Salmon	2	**DMC 3371** Black Brown

One more chapter, lamp and cat Needlepoint pattern

Columns 75 to 140, rows 1 to 74. Gray squares: charted already, do not stitch again

This page is the dark part of the chart



Key

- ● **DMC 321** Red
- ■ **DMC 712** Cream
- ▲ **DMC 336** Navy Blue
- ★ **DMC 312** Very Dark Baby Blue
- H **DMC 3740** Dark Antique Violet
- \+ **DMC 413** Dark Pewter Gray
- = **DMC 415** Pearl Gray
- Z **DMC 318** Light Steel Gray
- A **DMC 815** Medium Garnet
- T **DMC 414** Dark Steel Gray
- N **DMC 347** Very Dark Salmon
- L **DMC 761** Light Salmon
- 2 **DMC 3371** Black Brown

One more chapter, lamp and cat Needlepoint pattern

Columns 1 to 74, rows 75 to 140. Gray squares: charted already, do not stitch again

This page is the dark part of the chart

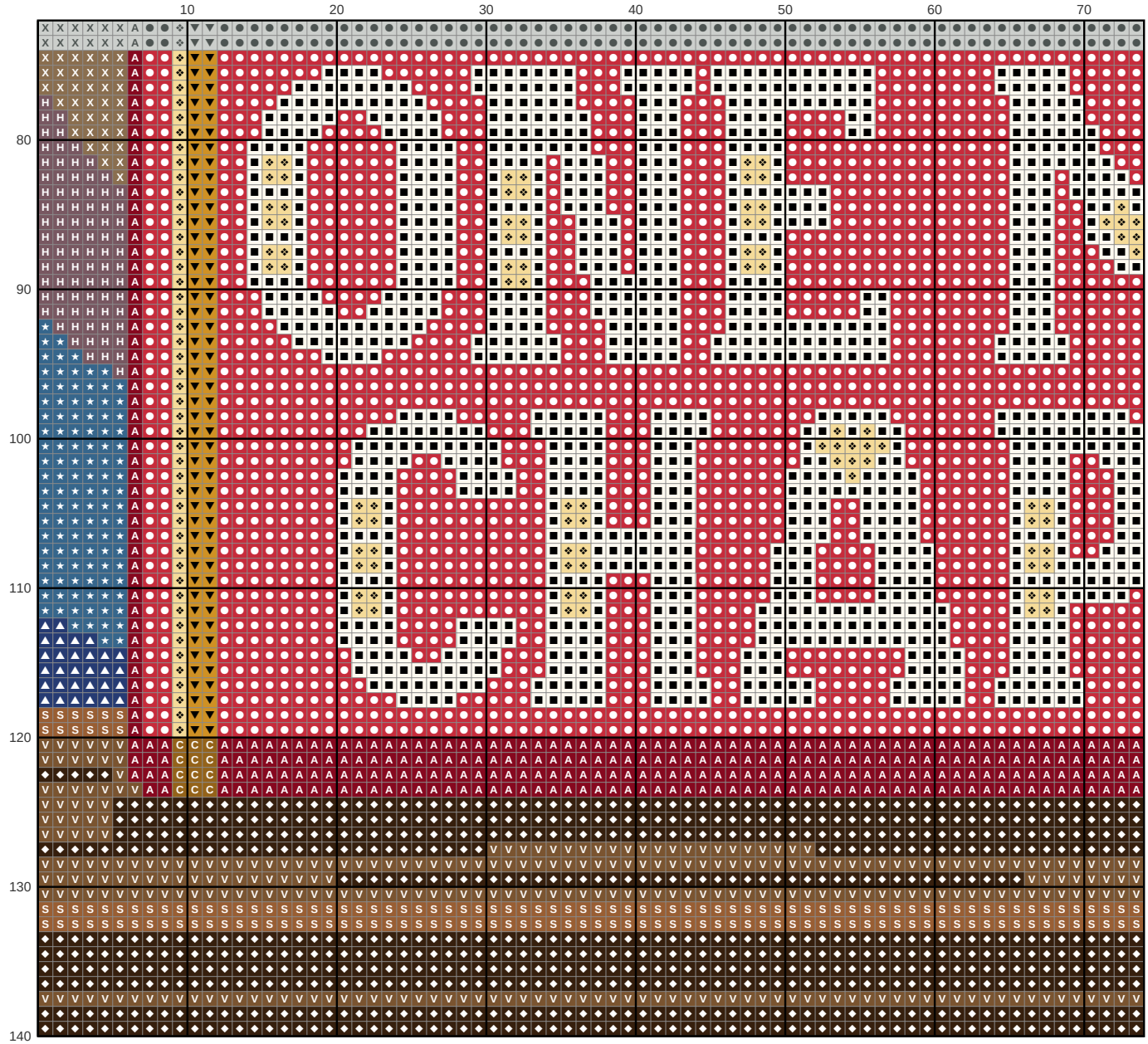

Key

- **DMC 321** Red
- **DMC 712** Cream
- **DMC 336** Navy Blue
- **DMC 938** Ultra Dark Coffee Brown
- **DMC 783** Medium Topaz
- **DMC 312** Very Dark Baby Blue
- **DMC 3822** Light Straw
- **DMC 3862** Dark Mocha Beige
- **DMC 3740** Dark Antique Violet
- **DMC 815** Medium Garnet
- **DMC 433** Medium Brown
- **DMC 434** Light Brown
- **DMC 780** Ultra Very Dark Topaz

One more chapter, lamp and cat Needlepoint pattern

Columns 75 to 140, rows 75 to 140. Gray squares: charted already, do not stitch again

This page is the dark part of the chart

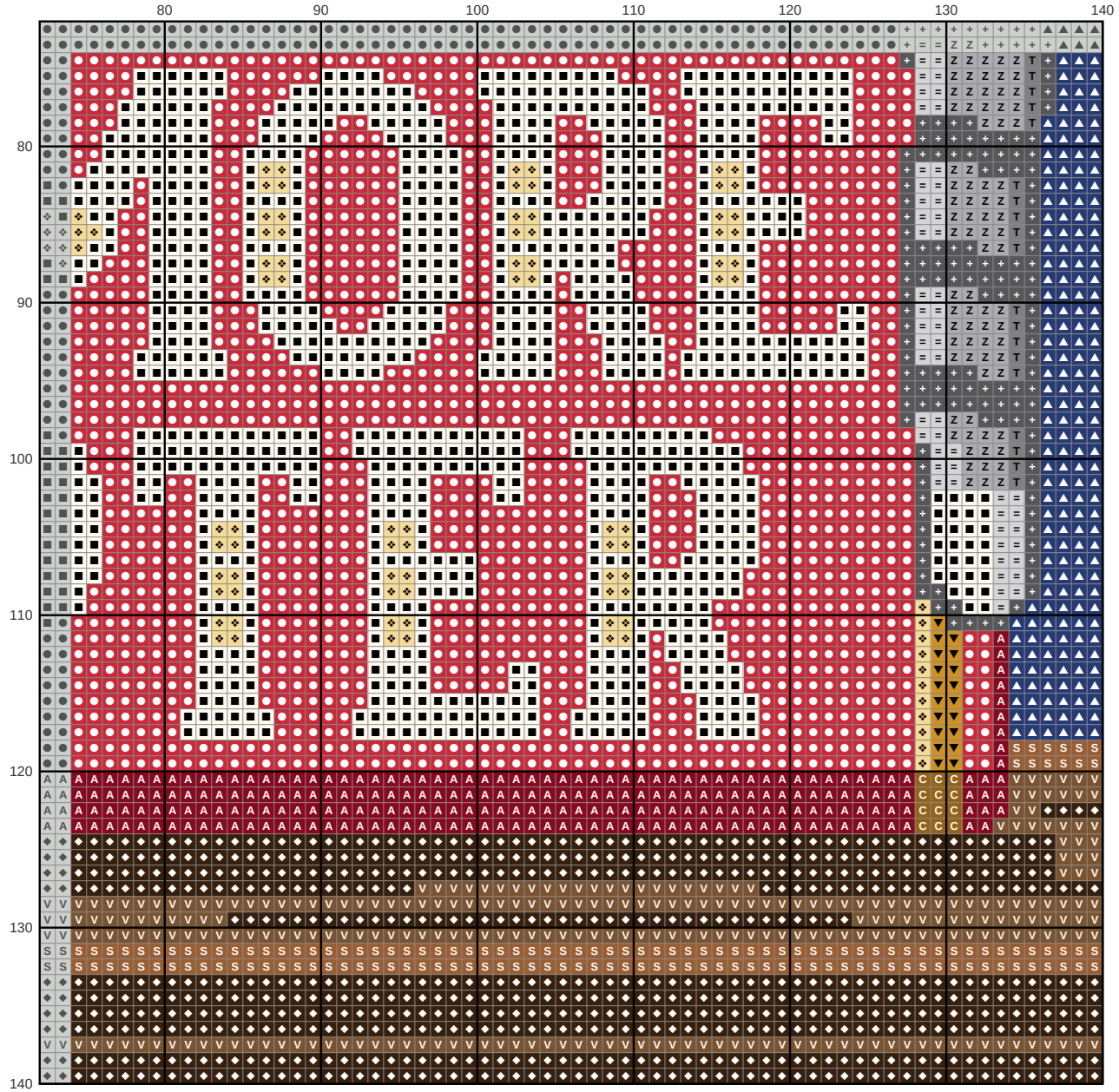

Key

- **DMC 321** Red
- **DMC 712** Cream
- **DMC 336** Navy Blue
- **DMC 938** Ultra Dark Coffee Brown
- **DMC 783** Medium Topaz
- **DMC 3822** Light Straw
- **DMC 413** Dark Pewter Gray
- **DMC 415** Pearl Gray
- **DMC 318** Light Steel Gray
- **DMC 815** Medium Garnet
- **DMC 433** Medium Brown
- **DMC 414** Dark Steel Gray
- **DMC 434** Light Brown
- **DMC 780** Ultra Very Dark Topaz