Corgi Christmas stocking in deep snow

Needlepoint pattern | 143 x 234 stitches | 11 x 18 in (27.9 x 45.7 cm) on 13 mesh | 24 colors



Thread key, DMC

			stitches	yards	skeins
●	BLANC	White	3,068	30	5
■	157	Very Light Cornflower Blue	2,423	23	4
▲	815	Medium Garnet	2,042	20	3
◆	794	Light Cornflower Blue	1,926	19	3
▼	823	Dark Navy Blue	1,887	18	3
★	336	Navy Blue	1,424	14	3
❖	ECRU	Ecru	1,394	14	3
X	793	Medium Cornflower Blue	1,262	12	2
O	402	Very Light Mahogany	1,243	12	2
+	500	Very Dark Blue Green	1,207	12	2
=	3776	Light Mahogany	910	9	2
Z	301	Medium Mahogany	505	5	1
A	400	Dark Mahogany	476	5	1
V	501	Dark Blue Green	453	5	1
T	739	Ultra Very Light Tan	416	4	1
N	745	Light Pale Yellow	367	4	1
S	437	Light Tan	366	4	1
K	3807	Cornflower Blue	351	4	1
E	760	Salmon	342	4	1
C	503	Medium Blue Green	329	4	1
P	3371	Black Brown	184	2	1
U	3821	Straw	159	2	1
L	321	Red	128	2	1
2	300	Very Dark Mahogany	58	1	1

One chart square is one tent stitch over one canvas intersection.

Cut the canvas at least 15 x 22 in (38.1 x 55.9 cm) for 13 mesh: the design and 2 in (5.1 cm) of margin on every side.

22,920 stitches in all, inside the outline: the chart is 143 x 234 at its widest and tallest. Start from the center: a red arrow above the chart marks the center column, and one to the left of it the center row. The arrows are on the pages those lines cross.

The chart is on 4 pages, each cut to what is stitched: bare canvas has no page, and a join falls on plain ground where it can. Pages 2 and 3 are turned on their side, for a part that is wider than it is tall. Where chart pages join, gray squares repeat two rows or columns. The small picture at the top of each chart page shows which part it is.

For a name: the dashed box on the cuff is its plain part, 82 x 22 stitches, columns 62 to 143 and rows 1 to 22. The two red marks in it are its middle (between columns 102 and 103): center the name there, not under the arrow of the whole chart.

Thread: six-strand floss, 7 or 8 strands in the needle on 13 mesh (counted at 8), about 45 skeins of 8.7 yd in all. Or pearl cotton size 3, 1 strand, about 29 skeins of 16.4 yd; or tapestry wool, 1 strand, about 40 skeins of 8.7 yd; or Persian wool, 2 strands, about 32 skeins of 8 yd. Wool is numbered differently: match it by eye. Needle: tapestry, size 20.

Yards and skeins are estimates: the thread a stitch takes on the front and back of 13 mesh canvas, plus 30 percent, rounded up for each color (about 229 yards in all, as the thread lies in the needle).

Thread colors are approximate screen matches to DMC numbers. Check against real thread before you buy.

Make it a stocking: also have backing and lining fabric, cord or piping, and a loop. Finishers ask for stockings months before Christmas, and most want two extra rows all round. Ask yours before the edge, and stitch a name first. "How to finish a stocking" is a guide linked from this pattern's page.

For your own stitching, gifts and handmade pieces you sell. Do not resell or share this PDF or copies of it.

Corgi Christmas stocking in deep snow

Needlepoint pattern

Chart 1 of 4: columns 62 to 143, rows 1 to 71

This page is the dark part of the chart



Key

- ● **DMC BLANC** White
- ■ **DMC 157**
- ▲ **DMC 815** Medium Garnet
- ▼ **DMC 823** Dark Navy Blue
- ★ **DMC 336** Navy Blue
- ❖ **DMC ECRU** Ecru
- \+ **DMC 500**
- V **DMC 501** Dark Blue Green
- N **DMC 745** Light Pale Yellow
- U **DMC 3821** Straw
- L **DMC 321** Red

Corgi Christmas stocking in deep snow

Needlepoint pattern

Chart 2 of 4: columns 61 to 143, rows 72 to 140; gray squares repeat rows 70 and 71

This page is the dark part of the chart



Key

- ● DMC BLANC White
- ■ DMC 157
- ▲ DMC 815
- ◆ DMC 794
- ★ DMC 336 Navy Blue
- ❖ DMC ECRU Ecru
- X DMC 793
- O DMC 402
- \+ DMC 500
- = DMC 3776
- Z DMC 301
- A DMC 400
- V DMC 501
- T DMC 739
- N DMC 745
- S DMC 437 Light Tan
- K DMC 3807
- E DMC 760 Salmon
- P DMC 3371 Black Brown
- U DMC 3821 Straw
- L DMC 321 Red
- 2 DMC 300

Corgi Christmas stocking in deep snow

Needlepoint pattern

Chart 3 of 4: columns 1 to 72, rows 141 to 234; gray squares repeat rows 139 and 140

This page is the dark part of the chart



Corgi Christmas stocking in deep snow

Needlepoint pattern

This page is the dark part of the chart

Chart 4 of 4: columns 73 to 143, rows 141 to 234; gray squares repeat columns 71 and 72 and rows 139 and 140

