Doctor frog bean bag with a stethoscope

Needlepoint pattern | 110 x 110 stitches | 8.5 x 8.5 in (21.5 x 21.5 cm) on 13 mesh | 16 colors



How to stitch it



1. Each square is one tent stitch, up at 1, down at 2. Lines in continental, right to left, the canvas upside down for the next row; wide areas in basketweave.
2. Cut 18 in of thread. Start and end it without a knot left behind.
3. Mark the middle of the canvas. It is the outlined square on page 2, column 55, row 55 (DMC 3810): start there. Count threads, not holes.
4. Go on from it: picture first, background last. Gray squares are on two pages: stitch them once. Empty squares stay bare.
5. Last, two more rows all round in DMC 823: the seam hides them.

First time? How to needlepoint: flossfield.com/needlepoint/guides/how-to-start/
How to read a chart: flossfield.com/needlepoint/guides/how-to-read-a-chart/

What you need

Canvas: blank mono canvas, 13 mesh (13 threads to the inch), cut 13 in square (33 cm).

Needle: blunt tapestry, size 20. Also masking tape for the cut edges, and small scissors.

Thread: six-strand floss, 16 colors, about 23 skeins in all (an estimate). Stitch with 7 strands (8 if canvas shows).

Make it a bean bag: fabric for the underside, and pellets in a small cotton bag.
How to finish a bean bag.

Thread list, DMC

			stitches	skeins
●	**906**	Medium Parrot Green	1,486	3
■	**823**	Dark Navy Blue	1,155	4
▲	**BLANC**	White	902	2
◆	**598**	Light Turquoise	773	2
▼	**907**	Light Parrot Green	640	1
★	**895**	Very Dark Hunter Green	615	1
❖	**930**	Dark Antique Blue	573	1
X	**3753**	Ultra Very Light Antique Blue	431	1
H	**3810**	Dark Turquoise	402	1
+	**165**	Very Light Moss Green	266	1
=	**905**	Dark Parrot Green	261	1
Z	**349**	Dark Coral	198	1
A	**352**	Light Coral	119	1
V	**932**	Light Antique Blue	94	1
T	**783**	Medium Topaz	46	1
N	**3821**	Straw	35	1

Skeins are estimates, with the two extra rows: the thread a stitch takes on the front and back of 13 mesh canvas, plus 30 percent, rounded up for each color.

Thread colors are approximate screen matches to DMC numbers. Check against real thread before you buy.

For your own stitching, gifts and handmade pieces you sell. Do not resell or share this PDF or copies of it.

Doctor frog bean bag with a stethoscope

Needlepoint pattern

Columns 4 to 109, rows 4 to 55. Start at the red outline

This page is the dark part of the chart

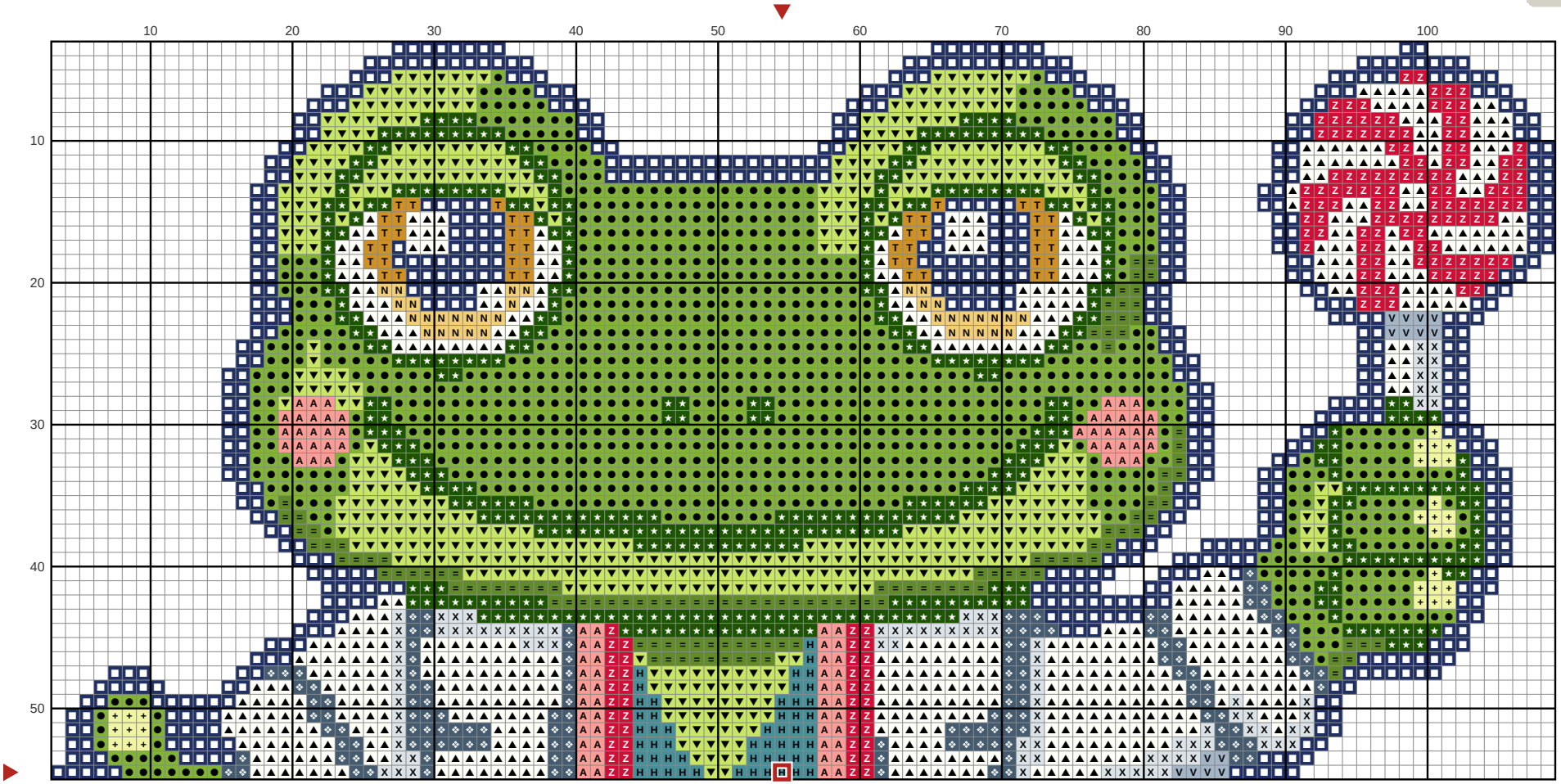

Key

- **DMC 906** Medium Parrot Green
- **DMC 823** Dark Navy Blue
- **DMC BLANC** White
- **DMC 907** Light Parrot Green
- **DMC 895** Very Dark Hunter Green
- **DMC 930** Dark Antique Blue
- **DMC 3753** Ultra Very Light Antique Blue
- **DMC 3810** Dark Turquoise
- **DMC 165** Very Light Moss Green
- **DMC 905** Dark Parrot Green
- **DMC 349** Dark Coral
- **DMC 352** Light Coral
- **DMC 932** Light Antique Blue
- **DMC 783** Medium Topaz
- **DMC 3821** Straw

Doctor frog bean bag with a stethoscope Needlepoint pattern

Columns 2 to 95, rows 56 to 108. Gray squares: charted already, do not stitch again

This page is the dark part of the chart

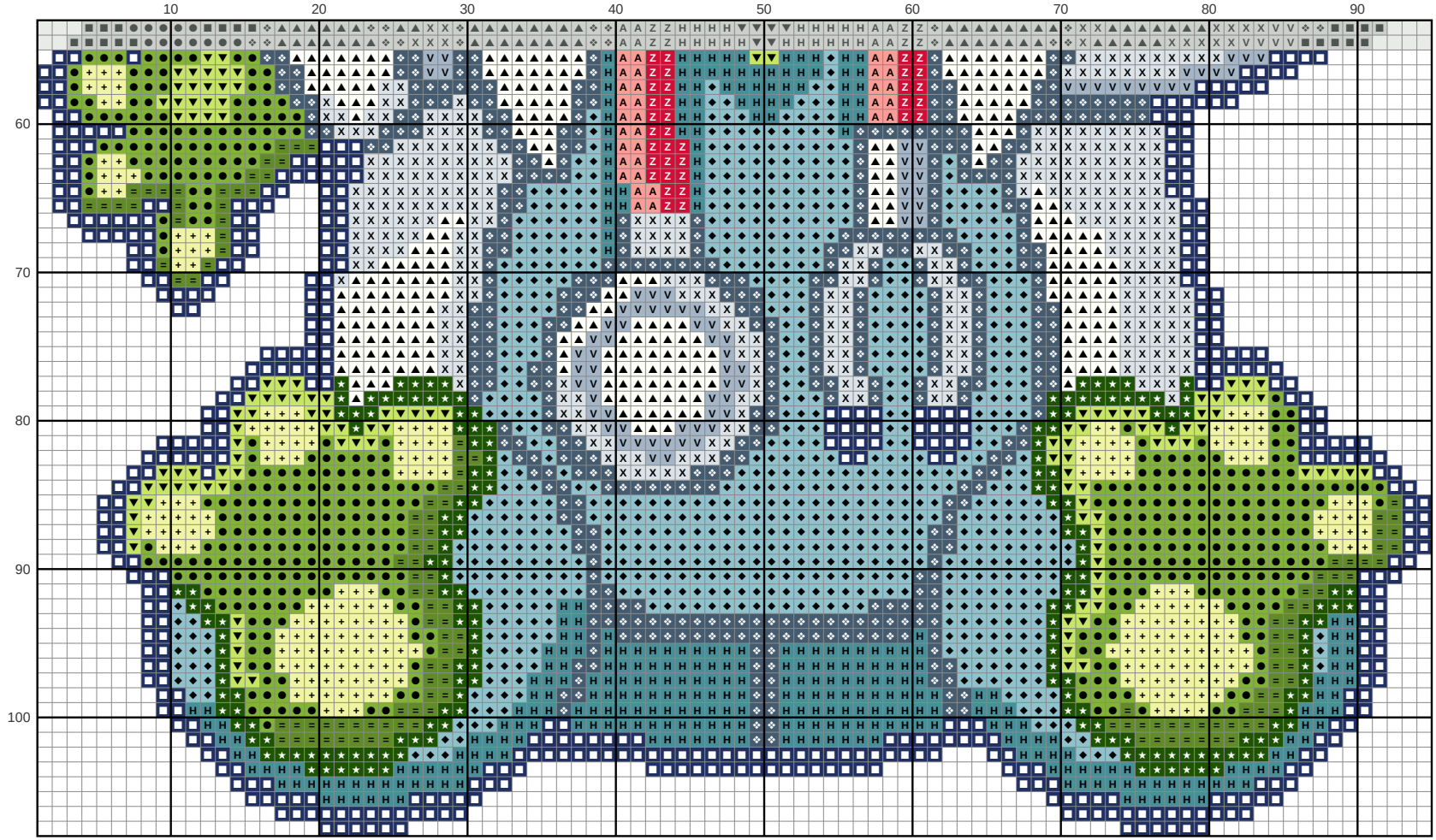

Key

- ● **DMC 906** Medium Parrot Green
- ▼ **DMC 907** Light Parrot Green
- H **DMC 3810** Dark Turquoise
- A **DMC 352** Light Coral
- □ **DMC 823** Dark Navy Blue
- ★ **DMC 895** Very Dark Hunter Green
- \+ **DMC 165** Very Light Moss Green
- V **DMC 932** Light Antique Blue
- ▲ **DMC BLANC** White
- ❖ **DMC 930** Dark Antique Blue
- = **DMC 905** Dark Parrot Green
- ◆ **DMC 598** Light Turquoise
- X **DMC 3753** Ultra Very Light Antique Blue
- Z **DMC 349** Dark Coral