Dove with a letter over a village

Needlepoint pattern | 90 x 90 stitches | 5 x 5 in (12.7 x 12.7 cm) on 18 mesh | 18 colors



How to stitch it



1. Each square is one tent stitch, up at 1, down at 2. Lines in continental, right to left, the canvas upside down for the next row; wide areas in basketweave.
2. Cut 18 in of thread. Start and end it without a knot left behind.
3. Mark the middle of the canvas. It is the outlined square on page 2, column 45, row 45 (DMC BLANC): start there. Count threads, not holes.
4. Go on from it: picture first, background last. Gray squares are on two pages: stitch them once.
5. Last, two more rows all round, each stitch in the color it lies beside: the opening's edge hides them.

First time? How to needlepoint: flossfield.com/needlepoint/guides/how-to-start/
How to read a chart: flossfield.com/needlepoint/guides/how-to-read-a-chart/

What you need

Canvas: blank mono canvas, 18 mesh (18 threads to the inch), cut 9.5 in square (24.1 cm).

Needle: blunt tapestry, size 22. Also masking tape for the cut edges, and small scissors.

Thread: six-strand floss, 18 colors, about 20 skeins in all (an estimate). Stitch with 4 strands (5 or 6 if canvas shows).

Fit it into a lid: the box or tray, acid-free board and backing. Measure the opening first.
How to fit it into a lid.

Thread list, DMC

			stitches	skeins				stitches	skeins
●	**BLANC**	White	1,674	2	+	**353**	Peach	241	1
■	**823**	Dark Navy Blue	1,568	2	=	**3808**	Ultra Very Dark Turquoise	233	1
▲	**336**	Navy Blue	852	1	Z	**3747**	Very Light Blue Violet	213	1
◆	**341**	Light Blue Violet	755	1	A	**727**	Very Light Topaz	154	1
▼	**312**	Very Dark Baby Blue	584	1	V	**743**	Medium Yellow	144	1
★	**161**	Gray Blue	534	1	T	**349**	Dark Coral	132	1
❖	**3835**	Medium Grape	356	1	N	**3834**	Dark Grape	60	1
X	**351**	Coral	288	1	S	**352**	Light Coral	43	1
H	**597**	Turquoise	261	1	K	**3820**	Dark Straw	8	1

Skeins are estimates, with the two extra rows: the thread a stitch takes on the front and back of 18 mesh canvas, plus 30 percent, rounded up for each color.

Thread colors are approximate screen matches to DMC numbers. Check against real thread before you buy.

For your own stitching, gifts and handmade pieces you sell. Do not resell or share this PDF or copies of it.

Dove with a letter over a village

Needlepoint pattern

Columns 1 to 49, rows 1 to 90. Start at the red outline

This page is the dark part of the chart



Key

- DMC BLANC — White
- DMC 823 — Dark Navy Blue
- DMC 336 — Navy Blue
- DMC 341 — Light Blue Violet
- DMC 312 — Very Dark Baby Blue
- DMC 161 — Gray Blue
- DMC 3835 — Medium Grape
- DMC 351 — Coral
- DMC 597 — Turquoise
- DMC 353 — Peach
- DMC 3808 — Ultra Very Dark Turquoise
- DMC 3747 — Very Light Blue Violet
- DMC 727 — Very Light Topaz
- DMC 743 — Medium Yellow
- DMC 349 — Dark Coral
- DMC 3834 — Dark Grape
- DMC 352 — Light Coral
- DMC 3820 — Dark Straw

Dove with a letter over a village

Needlepoint pattern

Columns 50 to 90, rows 1 to 90. Gray squares: charted already, do not stitch again

This page is the dark part of the chart



Key

- ● **DMC BLANC** White
- ■ **DMC 823** Dark Navy Blue
- ▲ **DMC 336** Navy Blue
- ◆ **DMC 341** Light Blue Violet
- ▼ **DMC 312** Very Dark Baby Blue
- ★ **DMC 161** Gray Blue
- ❖ **DMC 3835** Medium Grape
- X **DMC 351** Coral
- H **DMC 597** Turquoise
- \+ **DMC 353** Peach
- = **DMC 3808** Ultra Very Dark Turquoise
- Z **DMC 3747** Very Light Blue Violet
- A **DMC 727** Very Light Topaz
- V **DMC 743** Medium Yellow
- T **DMC 349** Dark Coral
- N **DMC 3834** Dark Grape