Dragon longship with a puffin

Needlepoint pattern | 104 x 104 stitches | 8 x 8 in (20.3 x 20.3 cm) on 13 mesh | 18 colors



How to stitch it



1. Each square is one tent stitch, up at 1, down at 2. Lines in continental, right to left, the canvas upside down for the next row; wide areas in basketweave.
2. Cut 18 in of thread. Start and end it without a knot left behind.
3. Mark the middle of the canvas. It is the outlined square on page 2, column 52, row 52 (DMC 745): start there. Count threads, not holes.
4. Go on from it: picture first, background last. Gray squares are on two pages: stitch them once.
5. Last, two more rows all round, each stitch in the color it lies beside: the seam hides them.

First time? How to needlepoint: flossfield.com/needlepoint/guides/how-to-start/
How to read a chart: flossfield.com/needlepoint/guides/how-to-read-a-chart/

What you need

Canvas: blank mono canvas, 13 mesh (13 threads to the inch), cut 12.5 in square (31.8 cm).

Needle: blunt tapestry, size 20. Also masking tape for the cut edges, and small scissors.

Thread: six-strand floss, 18 colors, about 28 skeins in all (an estimate). Stitch with 7 strands (8 if canvas shows).

Make it a pillow: backing fabric, an insert the size of the stitching or an inch larger, and cord or piping for the edge. How to finish a pillow.

Thread list, DMC

			stitches	skeins
●	3856	Ultra Very Light Mahogany	2,346	4
■	967	Very Light Apricot	1,403	3
▲	3865	Winter White	998	2
◆	321	Red	821	2
▼	3760	Medium Wedgwood	773	2
★	3761	Light Sky Blue	731	2
❖	745	Light Pale Yellow	564	1
X	783	Medium Topaz	538	1
H	3842	Very Dark Wedgwood	477	2
+	702	Kelly Green	450	1
=	700	Bright Green	361	1
Z	433	Medium Brown	320	1
A	704	Bright Chartreuse	312	1
V	890	Ultra Dark Pistachio Green	214	1
T	815	Medium Garnet	200	1
N	3371	Black Brown	149	1
S	3821	Straw	136	1
K	946	Medium Burnt Orange	23	1

Skeins are estimates, with the two extra rows: the thread a stitch takes on the front and back of 13 mesh canvas, plus 30 percent, rounded up for each color.

Thread colors are approximate screen matches to DMC numbers. Check against real thread before you buy.

For your own stitching, gifts and handmade pieces you sell. Do not resell or share this PDF or copies of it.

Dragon longship with a puffin

Needlepoint pattern

Columns 1 to 56, rows 1 to 104. Start at the red outline

This page is the dark part of the chart



Key

- ● **DMC 3856** Ultra Very Light Mahogany
- ■ **DMC 967** Very Light Apricot
- ▲ **DMC 3865** Winter White
- ◆ **DMC 321** Red
- ▼ **DMC 3760** Medium Wedgwood
- ★ **DMC 3761** Light Sky Blue
- ❖ **DMC 745** Light Pale Yellow
- X **DMC 783** Medium Topaz
- H **DMC 3842** Very Dark Wedgwood
- \+ **DMC 702** Kelly Green
- = **DMC 700** Bright Green
- Z **DMC 433** Medium Brown
- A **DMC 704** Bright Chartreuse
- V **DMC 890** Ultra Dark Pistachio Green
- T **DMC 815** Medium Garnet
- N **DMC 3371** Black Brown
- S **DMC 3821** Straw

Dragon longship with a puffin

Needlepoint pattern

Columns 57 to 104, rows 1 to 104. Gray squares: charted already, do not stitch again

This page is the dark part of the chart



Key

- ● **DMC 3856** Ultra Very Light Mahogany
- ■ **DMC 967** Very Light Apricot
- ▲ **DMC 3865** Winter White
- ◆ **DMC 321** Red
- ▼ **DMC 3760** Medium Wedgwood
- ★ **DMC 3761** Light Sky Blue
- ❖ **DMC 745** Light Pale Yellow
- X **DMC 783** Medium Topaz
- H **DMC 3842** Very Dark Wedgwood
- \+ **DMC 702** Kelly Green
- = **DMC 700** Bright Green
- Z **DMC 433** Medium Brown
- A **DMC 704** Bright Chartreuse
- V **DMC 890** Ultra Dark Pistachio Green
- T **DMC 815** Medium Garnet
- N **DMC 3371** Black Brown
- S **DMC 3821** Straw
- K **DMC 946** Medium Burnt Orange