Rocket, a first piece for a child

Needlepoint pattern | 36 x 36 stitches | 5.1 x 5.1 in (13.1 x 13.1 cm) on 7 count plastic canvas | 6 colors



How to read the chart



1. Each square is one tent stitch: up at 1, down at 2. All slant the same way.
2. Cut 37 x 37 holes: 36 stitches take 37. That is plastic canvas.
3. Hold an inch of yarn behind and stitch over it. End under a few stitches.
4. Start at the outlined square. Picture, then background, then stray dots.
5. A heavier line stands every ten squares: count by them.
6. An adult cuts and threads: needlepoint for kids.

flossfield.com/needlepoint/guides/how-to-read-a-chart/

You will need

Canvas: 7 count plastic canvas, a piece of 37 by 37 holes, about 5.3 x 5.3 in.

Needle: tapestry, size 16.

Yarn: worsted weight, one strand, matched to the list by eye, and about 4 yards of one color for the edge.

Or on needlepoint canvas: 10 mesh, cut 7.6 x 7.6 in, a size 16 or 18 needle and pearl cotton size 3, 2 strands.

Make it a magnet or a patch: felt for the back, and a magnet, a pin or a loop of ribbon. On plastic canvas wrap the edge with yarn, a stitch in each hole: nothing is turned under. On needlepoint canvas it is finished as a patch.
How to stitch a chart on plastic canvas.

Thread list

			stitches	yards of worsted
●	**DMC 797**	Royal Blue	484	10
■	**DMC 666**	Bright Red	419	9
▲	**DMC BLANC**	White	130	3
◆	**DMC 726**	Light Topaz	125	3
▼	**DMC 970**	Light Pumpkin	74	2
★	**DMC 3846**	Light Bright Turquoise	64	2

Yards are estimates, at a yard of worsted for about 50 stitches.
Thread colors are approximate screen matches to DMC numbers. Check against real thread before you buy.
For your own stitching, gifts and handmade pieces you sell. Do not resell or share this PDF or copies of it.

Rocket, a first piece for a child

Needlepoint pattern

Chart: 36 x 36 stitches. Start at the red outline

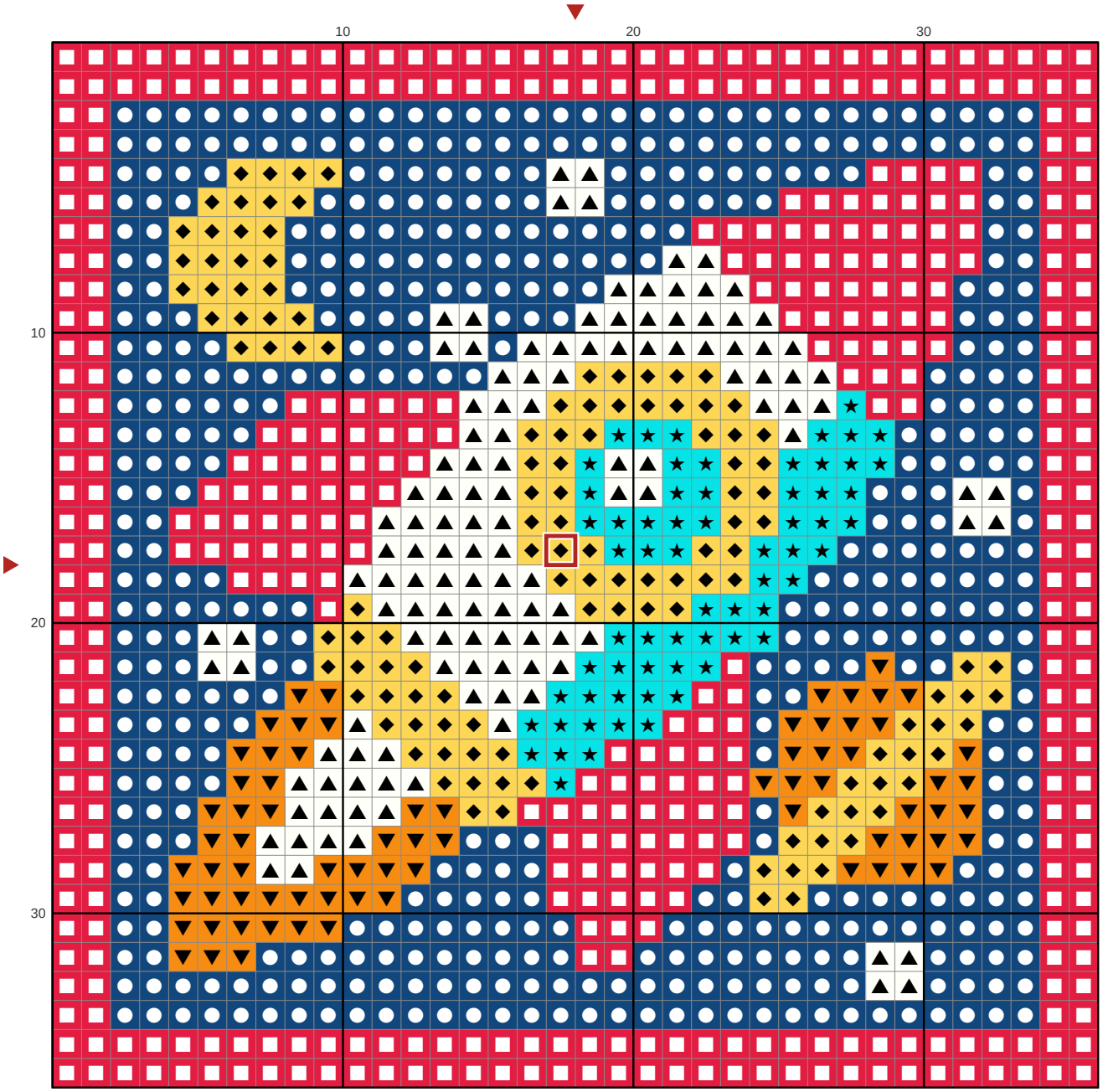

Key

- **DMC 797** Royal Blue
- **DMC 666** Bright Red
- **DMC BLANC** White
- **DMC 726** Light Topaz
- **DMC 970** Light Pumpkin
- **DMC 3846** Light Bright Turquoise