Frog in tree pose with a heron

Needlepoint pattern | 90 x 90 stitches | 5 x 5 in (12.7 x 12.7 cm) on 18 mesh | 18 colors



How to stitch it



1. Each square is one tent stitch, up at 1, down at 2. Lines in continental, right to left, the canvas upside down for the next row; wide areas in basketweave.
2. Cut 18 in of thread. Start and end it without a knot left behind.
3. Mark the middle of the canvas. It is the outlined square on page 2, column 45, row 45 (DMC 3823): start there. Count threads, not holes.
4. Go on from it: picture first, background last. Gray squares are on two pages: stitch them once.
5. Last, two more rows all round, each stitch in the color it lies beside: the opening's edge hides them.

First time? How to needlepoint: flossfield.com/needlepoint/guides/how-to-start/
How to read a chart: flossfield.com/needlepoint/guides/how-to-read-a-chart/

What you need

Canvas: blank mono canvas, 18 mesh (18 threads to the inch), cut 9.5 in square (24.1 cm).

Needle: blunt tapestry, size 22. Also masking tape for the cut edges, and small scissors.

Thread: six-strand floss, 18 colors, about 20 skeins in all (an estimate). Stitch with 4 strands (5 or 6 if canvas shows).

Fit it into a lid: the box or tray, acid-free board and backing. Measure the opening first.
How to fit it into a lid.

Thread list, DMC

			stitches	skeins
●	**3354**	Light Dusty Rose	1,464	2
■	**807**	Peacock Blue	1,161	2
▲	**3823**	Ultra Pale Yellow	995	1
◆	**353**	Peach	874	1
▼	**906**	Medium Parrot Green	656	1
★	**745**	Light Pale Yellow	445	1
❖	**907**	Light Parrot Green	441	1
X	**905**	Dark Parrot Green	403	1
H	**3345**	Dark Hunter Green	309	1
+	**932**	Light Antique Blue	292	1
=	**930**	Dark Antique Blue	256	1
Z	**3834**	Dark Grape	196	1
A	**939**	Very Dark Navy Blue	188	1
V	**931**	Medium Antique Blue	160	1
T	**741**	Medium Tangerine	143	1
N	**3766**	Light Peacock Blue	81	1
S	**720**	Dark Orange Spice	26	1
K	**351**	Coral	10	1

Skeins are estimates, with the two extra rows: the thread a stitch takes on the front and back of 18 mesh canvas, plus 30 percent, rounded up for each color.

Thread colors are approximate screen matches to DMC numbers. Check against real thread before you buy.

For your own stitching, gifts and handmade pieces you sell. Do not resell or share this PDF or copies of it.

Frog in tree pose with a heron

Needlepoint pattern

Columns 1 to 49, rows 1 to 90. Start at the red outline

This page is the dark part of the chart



Key

- DMC 3354 Light Dusty Rose
- DMC 807 Peacock Blue
- DMC 3823 Ultra Pale Yellow
- DMC 353 Peach
- DMC 906 Medium Parrot Green
- DMC 745 Light Pale Yellow
- DMC 907 Light Parrot Green
- DMC 905 Dark Parrot Green
- DMC 3345 Dark Hunter Green
- DMC 932 Light Antique Blue
- DMC 930 Dark Antique Blue
- DMC 3834 Dark Grape
- DMC 939 Very Dark Navy Blue
- DMC 931 Medium Antique Blue
- DMC 741 Medium Tangerine
- DMC 3766 Light Peacock Blue
- DMC 720 Dark Orange Spice

Frog in tree pose with a heron

Needlepoint pattern

Columns 50 to 90, rows 1 to 90. Gray squares: charted already, do not stitch again

This page is the dark part of the chart



Key

- ● **DMC 3354** Light Dusty Rose
- ■ **DMC 807** Peacock Blue
- ▲ **DMC 3823** Ultra Pale Yellow
- ◆ **DMC 353** Peach
- ▼ **DMC 906** Medium Parrot Green
- ★ **DMC 745** Light Pale Yellow
- ❖ **DMC 907** Light Parrot Green
- X **DMC 905** Dark Parrot Green
- H **DMC 3345** Dark Hunter Green
- Z **DMC 3834** Dark Grape
- A **DMC 939** Very Dark Navy Blue
- T **DMC 741** Medium Tangerine
- N **DMC 3766** Light Peacock Blue
- K **DMC 351** Coral