Gingerbread tree skirt with icing

Needlepoint pattern | 180 x 200 stitches | 18 x 20 in (45.7 x 50.8 cm) on 10 mesh | 20 colors



How to stitch it



1. Each square is one tent stitch, up at 1, down at 2. Lines in continental, right to left, the canvas upside down for the next row; wide areas in basketweave.
2. Cut 18 in of thread. Start and end it without a knot left behind.
3. Mark the middle of the canvas. It is the outlined square on page 2, column 90, row 100 (DMC BLANC): start there. Count threads, not holes.
4. Go on from it: picture first, background last. Gray squares are on two pages: stitch them once. Empty squares stay bare.
5. Last, two more rows all round, each stitch in the color it lies beside: the seam hides them.

First time? How to needlepoint: flossfield.com/needlepoint/guides/how-to-start/
How to read a chart: flossfield.com/needlepoint/guides/how-to-read-a-chart/

What you need

Canvas: blank mono canvas, 10 mesh (10 threads to the inch), cut 22.5 in wide x 24.5 in high (57.2 x 62.2 cm).

Needle: blunt tapestry, size 18. Also masking tape for the cut edges, and small scissors.

Thread: pearl cotton size 3, 20 colors, about 47 skeins in all (an estimate). Stitch with 2 lengths together.

Make it a tree skirt: lining fabric, an edging and ties. How to make a tree skirt.

Thread list, DMC

			stitches	skeins
●	BLANC	White	5,625	9
■	3847	Dark Teal Green	5,227	9
▲	435	Very Light Brown	4,264	7
◆	801	Dark Coffee Brown	1,574	4
▼	321	Red	1,201	2
★	433	Medium Brown	910	2
❖	3753	Ultra Very Light Antique Blue	628	1
X	702	Kelly Green	450	1
H	745	Light Pale Yellow	382	1
+	932	Light Antique Blue	305	1
=	814	Dark Garnet	195	1
Z	938	Ultra Dark Coffee Brown	170	1
A	436	Tan	144	1
V	603	Cranberry	126	1
T	699	Green	108	1
N	743	Medium Yellow	102	1
S	3705	Dark Melon	52	1
K	605	Very Light Cranberry	49	1
E	704	Bright Chartreuse	48	1
C	600	Very Dark Cranberry	24	1

Skeins are estimates, with the two extra rows: the thread a stitch takes on the front and back of 10 mesh canvas, plus 30 percent, rounded up for each color.

Thread colors are approximate screen matches to DMC numbers. Check against real thread before you buy.

For your own stitching, gifts and handmade pieces you sell. Do not resell or share this PDF or copies of it.

Gingerbread tree skirt with icing

Needlepoint pattern

Columns 33 to 94, rows 1 to 104. Start at the red outline

This page is the dark part of the chart



Key

- DMC BLANC — White
- DMC 3847 — Dark Teal Green
- DMC 435 — Very Light Brown
- DMC 801 — Dark Coffee Brown
- DMC 321 — Red
- DMC 433 — Medium Brown
- DMC 3753 — Ultra Very Light Antique Blue
- X DMC 702 — Kelly Green
- H DMC 745 — Light Pale Yellow
- \+ DMC 932 — Light Antique Blue
- = DMC 814 — Dark Garnet
- T DMC 699 — Green
- N DMC 743 — Medium Yellow
- S DMC 3705 — Dark Melon
- E DMC 704 — Bright Chartreuse

Gingerbread tree skirt with icing

Needlepoint pattern

Columns 95 to 148, rows 1 to 104. Gray squares: charted already, do not stitch again

This page is the dark part of the chart





Key

- ● **DMC BLANC** White
- □ **DMC 3847** Dark Teal Green
- ▲ **DMC 435** Very Light Brown
- ◆ **DMC 801** Dark Coffee Brown
- ▼ **DMC 321** Red
- ★ **DMC 433** Medium Brown
- ❖ **DMC 3753** Ultra Very Light Antique Blue
- X **DMC 702** Kelly Green
- H **DMC 745** Light Pale Yellow
- \+ **DMC 932** Light Antique Blue
- = **DMC 814** Dark Garnet
- T **DMC 699** Green
- N **DMC 743** Medium Yellow
- S **DMC 3705** Dark Melon
- E **DMC 704** Bright Chartreuse

Gingerbread tree skirt with icing

Needlepoint pattern

Columns 2 to 61, rows 105 to 200. Gray squares: charted already, do not stitch again

This page is the dark part of the chart



Key

- **DMC BLANC** White
- **DMC 3847** Dark Teal Green
- **DMC 435** Very Light Brown
- **DMC 801** Dark Coffee Brown
- **DMC 321** Red
- **DMC 433** Medium Brown
- **DMC 3753** Ultra Very Light Antique Blue
- **DMC 702** Kelly Green
- **DMC 745** Light Pale Yellow
- **DMC 932** Light Antique Blue
- **DMC 814** Dark Garnet
- **DMC 938** Ultra Dark Coffee Brown
- **DMC 699** Green
- **DMC 743** Medium Yellow
- **DMC 3705** Dark Melon
- **DMC 704** Bright Chartreuse

Gingerbread tree skirt with icing

Needlepoint pattern

Columns 62 to 120, rows 105 to 200. Gray squares: charted already, do not stitch again

This page is the dark part of the chart



Key

- ● **DMC BLANC** White
- ▲ **DMC 435** Very Light Brown
- ◆ **DMC 801** Dark Coffee Brown
- ▼ **DMC 321** Red
- ★ **DMC 433** Medium Brown
- ❖ **DMC 3753** Ultra Very Light Antique Blue
- X **DMC 702** Kelly Green
- H **DMC 745** Light Pale Yellow
- = **DMC 814** Dark Garnet
- Z **DMC 938** Ultra Dark Coffee Brown
- A **DMC 436** Tan
- V **DMC 603** Cranberry
- T **DMC 699** Green
- N **DMC 743** Medium Yellow
- S **DMC 3705** Dark Melon
- K **DMC 605** Very Light Cranberry
- E **DMC 704** Bright Chartreuse
- C **DMC 600** Very Dark Cranberry

Gingerbread tree skirt with icing

Needlepoint pattern

Columns 121 to 179, rows 105 to 200. Gray squares: charted already, do not stitch again

This page is the dark part of the chart

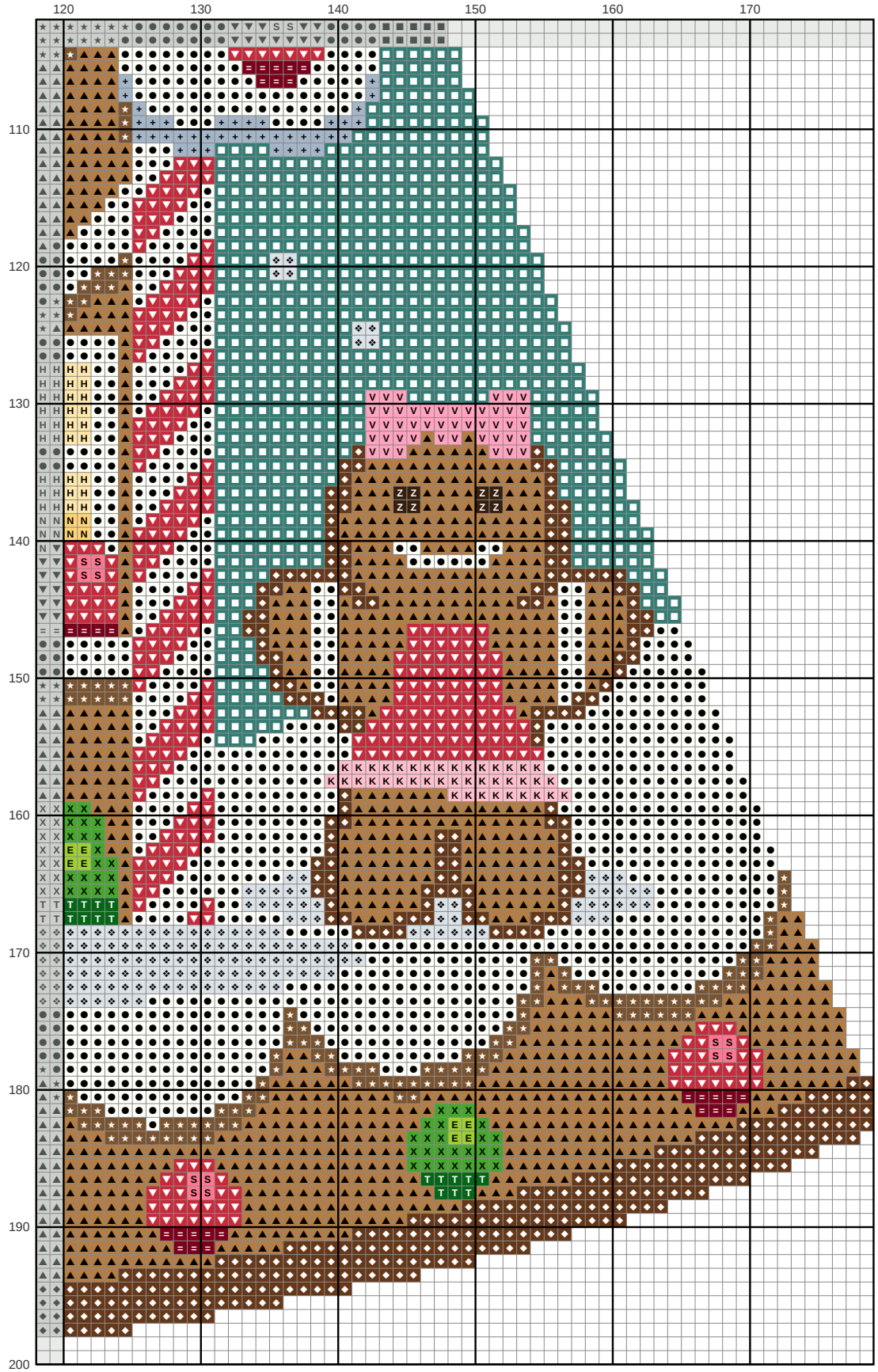

Key

- ● **DMC BLANC** White
- ■ **DMC 3847** Dark Teal Green
- ▲ **DMC 435** Very Light Brown
- ◆ **DMC 801** Dark Coffee Brown
- ▼ **DMC 321** Red
- ★ **DMC 433** Medium Brown
- ❖ **DMC 3753** Ultra Very Light Antique Blue
- X **DMC 702** Kelly Green
- H **DMC 745** Light Pale Yellow
- \+ **DMC 932** Light Antique Blue
- = **DMC 814** Dark Garnet
- Z **DMC 938** Ultra Dark Coffee Brown
- V **DMC 603** Cranberry
- T **DMC 699** Green
- N **DMC 743** Medium Yellow
- S **DMC 3705** Dark Melon
- K **DMC 605** Very Light Cranberry
- E **DMC 704** Bright Chartreuse