Golden retriever puppy stocking, mittens

Needlepoint pattern | 143 x 234 stitches | 11 x 18 in (27.9 x 45.7 cm) on 13 mesh | 24 colors



How to stitch it



1. Each square is one tent stitch, up at 1, down at 2. Lines in continental, right to left, the canvas upside down for the next row; wide areas in basketweave.
2. Cut 18 in of thread. Start and end it without a knot left behind.
3. Mark the crossing 2 in from the top and right edges of the canvas. It is the outlined square, top right of page 2, column 143, row 1 (DMC 498): start there. Count threads, not holes.
4. The name first, where you put one on it, then downward, background as you go. Gray squares are on two pages: stitch them once. Empty squares stay bare.
5. Last, two more rows all round, each stitch in the color it lies beside: the seam hides them. Ask your finisher first.

The dashed box on the cuff is the place for a name, and the two red marks are its middle: type one on the pattern's page to have it charted.

First time? How to needlepoint: flossfield.com/needlepoint/guides/how-to-start/
How to read a chart: flossfield.com/needlepoint/guides/how-to-read-a-chart/

What you need

Canvas: blank mono canvas, 13 mesh (13 threads to the inch), cut 15.5 in wide x 22.5 in high (39.4 x 57.2 cm).

Needle: blunt tapestry, size 20. Also masking tape for the cut edges, and small scissors.

Thread: six-strand floss, 24 colors, about 49 skeins in all (an estimate). Stitch with 7 strands (8 if canvas shows).

Make it a stocking: a finisher, who backs and lines it (ask months before Christmas), or backing, lining, cord and a loop to sew it up yourself. How to finish a stocking.

Thread list, DMC

			stitches	skeins
●	498	Dark Red	3,467	6
■	321	Red	2,320	4
▲	930	Dark Antique Blue	2,131	4
◆	712	Cream	2,129	4
▼	932	Light Antique Blue	2,122	4
★	931	Medium Antique Blue	1,972	4
❖	815	Medium Garnet	1,591	3
X	3750	Very Dark Antique Blue	1,236	2
H	977	Light Golden Brown	839	2
+	3855	Light Autumn Gold	704	2
=	739	Ultra Very Light Tan	669	1
Z	976	Medium Golden Brown	588	1
A	BLANC	White	424	1
V	3753	Ultra Very Light Antique Blue	376	1
T	975	Dark Golden Brown	376	1
N	842	Very Light Beige Brown	372	1
S	502	Blue Green	347	1
K	3371	Black Brown	326	1
E	501	Dark Blue Green	308	1
C	500	Very Dark Blue Green	258	1
P	3820	Dark Straw	164	1
U	801	Dark Coffee Brown	85	1
L	783	Medium Topaz	78	1
2	3712	Medium Salmon	38	1

Skeins are estimates, with the two extra rows: the thread a stitch takes on the front and back of 13 mesh canvas, plus 30 percent, rounded up for each color.

Thread colors are approximate screen matches to DMC numbers. Check against real thread before you buy.

For your own stitching, gifts and handmade pieces you sell. Do not resell or share this PDF or copies of it.

Golden retriever puppy stocking, mittens

Needlepoint pattern

Columns 62 to 143, rows 1 to 71. Start at the red outline

This page is the dark part of the chart



Key

- **DMC 498** Dark Red
- **DMC 321** Red
- **DMC 930** Dark Antique Blue
- **DMC 712** Cream
- **DMC 815** Medium Garnet
- **X** **DMC 3750** Very Dark Antique Blue
- **A** **DMC BLANC** White
- **N** **DMC 842** Very Light Beige Brown
- **S** **DMC 502** Blue Green
- **E** **DMC 501** Dark Blue Green
- **P** **DMC 3820** Dark Straw
- **U** **DMC 801** Dark Coffee Brown
- **L** **DMC 783** Medium Topaz

Golden retriever puppy stocking, mittens

Needlepoint pattern

Columns 61 to 143, rows 72 to 140. Gray squares: charted already, do not stitch again

This page is the dark part of the chart



Key

- DMC 498 Dark Red
- DMC 321 Red
- DMC 930 Dark Antique Blue
- DMC 712 Cream
- DMC 932 Light Antique Blue
- DMC 931 Medium Antique Blue
- DMC 815 Medium Garnet
- DMC 977 Light Golden Brown
- DMC 3855 Light Autumn Gold
- DMC 739 Ultra Very Light Tan
- DMC 976 Medium Golden Brown
- DMC BLANC White
- DMC 975 Dark Golden Brown
- DMC 3371 Black Brown
- DMC 801 Dark Coffee Brown
- DMC 3712 Medium Salmon

Golden retriever puppy stocking, mittens Needlepoint pattern

Columns 1 to 72, rows 141 to 234. Gray squares: charted already, do not stitch again

This page is the dark part of the chart



Golden retriever puppy stocking, mittens Needlepoint pattern

Columns 73 to 143, rows 141 to 234. Gray squares: charted already, do not stitch again

This page is the dark part of the chart

