Juggling bear on a drum

Needlepoint pattern | 90 x 90 stitches | 5 x 5 in (12.7 x 12.7 cm) on 18 mesh | 18 colors



How to stitch it



1. Each square is one tent stitch, up at 1, down at 2. Lines in continental, right to left, the canvas upside down for the next row; wide areas in basketweave.
2. Cut 18 in of thread. Start and end it without a knot left behind.
3. Mark the middle of the canvas. It is the outlined square on page 2, column 45, row 45 (DMC 801): start there. Count threads, not holes.
4. Go on from it: picture first, background last. Gray squares are on two pages: stitch them once.
5. Last, two more rows all round, each stitch in the color it lies beside: the opening's edge hides them.

First time? How to needlepoint: flossfield.com/needlepoint/guides/how-to-start/
How to read a chart: flossfield.com/needlepoint/guides/how-to-read-a-chart/

What you need

Canvas: blank mono canvas, 18 mesh (18 threads to the inch), cut 9.5 in square (24.1 cm).

Needle: blunt tapestry, size 22. Also masking tape for the cut edges, and small scissors.

Thread: six-strand floss, 18 colors, about 20 skeins in all (an estimate). Stitch with 4 strands (5 or 6 if canvas shows).

Fit it into a lid: the box or tray, acid-free board and backing. Measure the opening first.
How to fit it into a lid.

Thread list, DMC

			stitches	skeins
●	3809	Very Dark Turquoise	1,911	2
■	3808	Ultra Very Dark Turquoise	1,611	2
▲	435	Very Light Brown	969	1
◆	738	Very Light Tan	812	1
▼	712	Cream	584	1
★	437	Light Tan	446	1
❖	783	Medium Topaz	376	1
X	801	Dark Coffee Brown	273	1
H	321	Red	248	1
+	433	Medium Brown	243	1
=	351	Coral	206	1
Z	815	Medium Garnet	147	1
A	3371	Black Brown	96	1
V	743	Medium Yellow	48	1
T	3843	Electric Blue	41	1
N	704	Bright Chartreuse	41	1
S	797	Royal Blue	24	1
K	702	Kelly Green	24	1

Skeins are estimates, with the two extra rows: the thread a stitch takes on the front and back of 18 mesh canvas, plus 30 percent, rounded up for each color.

Thread colors are approximate screen matches to DMC numbers. Check against real thread before you buy.

For your own stitching, gifts and handmade pieces you sell. Do not resell or share this PDF or copies of it.

Juggling bear on a drum

Needlepoint pattern

Columns 1 to 49, rows 1 to 90. Start at the red outline

This page is the dark part of the chart

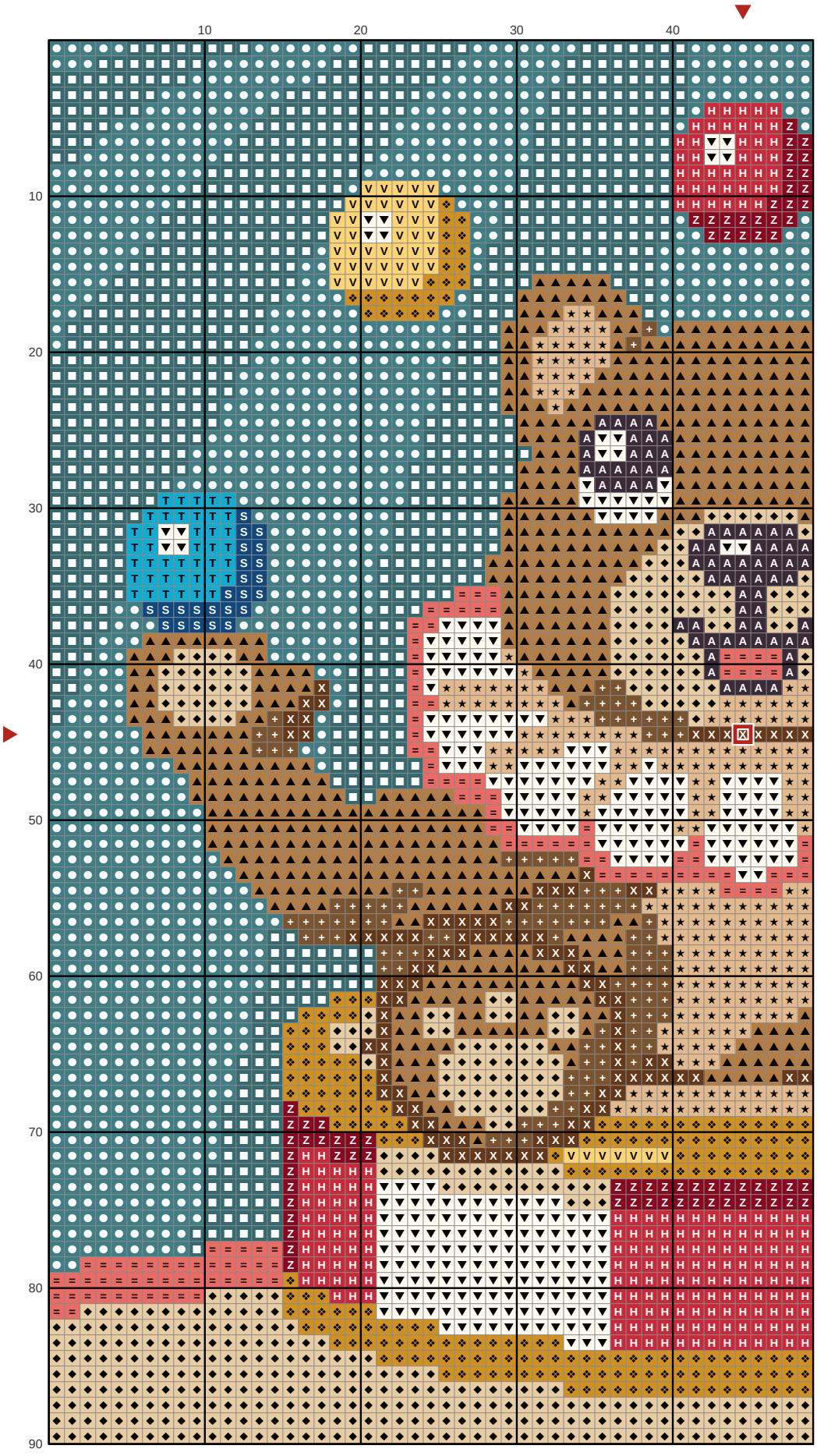

Key

- **DMC 3809** Very Dark Turquoise
- **DMC 3808** Ultra Very Dark Turquoise
- **DMC 435** Very Light Brown
- **DMC 738** Very Light Tan
- **DMC 712** Cream
- **DMC 437** Light Tan
- **DMC 783** Medium Topaz
- **DMC 801** Dark Coffee Brown
- **DMC 321** Red
- **DMC 433** Medium Brown
- **DMC 351** Coral
- **DMC 815** Medium Garnet
- **DMC 3371** Black Brown
- **DMC 743** Medium Yellow
- **DMC 3843** Electric Blue
- **DMC 797** Royal Blue

Juggling bear on a drum

Needlepoint pattern

Columns 50 to 90, rows 1 to 90. Gray squares: charted already, do not stitch again

This page is the dark part of the chart



Key

- DMC 3809 Very Dark Turquoise
- DMC 3808 Ultra Very Dark Turquoise
- DMC 435 Very Light Brown
- DMC 738 Very Light Tan
- DMC 712 Cream
- DMC 437 Light Tan
- DMC 783 Medium Topaz
- DMC 801 Dark Coffee Brown
- DMC 321 Red
- DMC 433 Medium Brown
- DMC 351 Coral
- DMC 815 Medium Garnet
- DMC 3371 Black Brown
- DMC 704 Bright Chartreuse
- DMC 702 Kelly Green