Lady with a lantern and ducklings

Needlepoint pattern | 90 x 126 stitches | 5 x 7 in (12.7 x 17.8 cm) on 18 mesh | 20 colors



How to stitch it



1. Each square is one tent stitch, up at 1, down at 2. Lines in continental, right to left, the canvas upside down for the next row; wide areas in basketweave.
2. Cut 18 in of thread. Start and end it without a knot left behind.
3. Mark the middle of the canvas. It is the outlined square on page 2, column 45, row 63 (DMC 3064): start there. Count threads, not holes.
4. Go on from it: picture first, background last. Gray squares are on two pages: stitch them once.
5. When it is done, block it square.

First time? How to needlepoint: flossfield.com/needlepoint/guides/how-to-start/
How to read a chart: flossfield.com/needlepoint/guides/how-to-read-a-chart/

What you need

Canvas: blank mono canvas, 18 mesh (18 threads to the inch), cut 9 in wide x 11 in high (22.9 x 27.9 cm).

Needle: blunt tapestry, size 22. Also masking tape for the cut edges, and small scissors.

Thread: six-strand floss, 20 colors, about 21 skeins in all (an estimate). Stitch with 4 strands (5 or 6 if canvas shows).

Frame it: acid-free board and a frame.
How to frame needlepoint.

Thread list, DMC

			stitches	skeins
●	**336**	Navy Blue	2,158	2
■	**501**	Dark Blue Green	1,144	1
▲	**3807**	Cornflower Blue	981	1
◆	**712**	Cream	785	1
▼	**3835**	Medium Grape	694	1
★	**3834**	Dark Grape	640	1
❖	**3371**	Black Brown	619	1
X	**154**	Very Dark Grape	547	1
H	**522**	Fern Green	491	1
+	**3836**	Light Grape	488	1
=	**3042**	Light Antique Violet	429	1
Z	**3856**	Ultra Very Light Mahogany	418	1
A	**726**	Light Topaz	371	1
V	**745**	Light Pale Yellow	337	1
T	**3064**	Desert Sand	329	1
N	**3340**	Medium Apricot	245	1
S	**738**	Very Light Tan	230	1
K	**632**	Ultra Very Dark Desert Sand	188	1
E	**783**	Medium Topaz	188	1
C	**407**	Dark Desert Sand	58	1

Skeins are estimates: the thread a stitch takes on the front and back of 18 mesh canvas, plus 30 percent, rounded up for each color.
Thread colors are approximate screen matches to DMC numbers. Check against real thread before you buy.
For your own stitching, gifts and handmade pieces you sell. Do not resell or share this PDF or copies of it.

Lady with a lantern and ducklings

Needlepoint pattern

Columns 1 to 90, rows 1 to 67. Start at the red outline

This page is the dark part of the chart



Key

- **DMC 336** Navy Blue
- **DMC 501** Dark Blue Green
- **DMC 3807** Cornflower Blue
- **DMC 712** Cream
- **DMC 3835** Medium Grape
- **DMC 3834** Dark Grape
- **DMC 3371** Black Brown
- **DMC 154** Very Dark Grape
- **DMC 3836** Light Grape
- **DMC 3042** Light Antique Violet
- **DMC 3856** Ultra Very Light Mahogany
- **DMC 726** Light Topaz
- **DMC 745** Light Pale Yellow
- **DMC 3064** Desert Sand
- **DMC 3340** Medium Apricot
- **DMC 738** Very Light Tan
- **DMC 632** Ultra Very Dark Desert Sand
- **DMC 783** Medium Topaz
- **DMC 407** Dark Desert Sand

Lady with a lantern and ducklings

Needlepoint pattern

Columns 1 to 90, rows 68 to 126. Gray squares: charted already, do not stitch again

This page is the dark part of the chart



Key

- **DMC 501** Dark Blue Green
- **DMC 3807** Cornflower Blue
- **DMC 712** Cream
- **DMC 3835** Medium Grape
- **DMC 3834** Dark Grape
- **DMC 3371** Black Brown
- **DMC 154** Very Dark Grape
- **DMC 522** Fern Green
- **DMC 3836** Light Grape
- **DMC 3042** Light Antique Violet
- **DMC 3856** Ultra Very Light Mahogany
- **DMC 726** Light Topaz
- **DMC 745** Light Pale Yellow
- **DMC 3340** Medium Apricot
- **DMC 738** Very Light Tan
- **DMC 783** Medium Topaz