Lamb in the tub by the toilet

Needlepoint pattern | 160 x 120 stitches | 16 x 12 in (40.6 x 30.5 cm) on 10 mesh | 24 colors



Thread key, DMC

			stitches	yards	skeins
●	336	Navy Blue	3,762	47	6
■	437	Light Tan	2,039	26	4
▲	BLANC	White	1,994	25	3
◆	312	Very Dark Baby Blue	1,883	24	3
▼	3862	Dark Mocha Beige	1,325	17	2
★	931	Medium Antique Blue	911	12	2
❖	922	Light Copper	796	10	2
X	3752	Very Light Antique Blue	771	10	2
O	920	Medium Copper	655	9	1
+	932	Light Antique Blue	635	8	1
=	747	Very Light Sky Blue	627	8	1
Z	918	Dark Red Copper	586	8	1
A	598	Light Turquoise	536	7	1
V	402	Very Light Mahogany	389	5	1
T	3770	Very Light Tawny	358	5	1
N	743	Medium Yellow	334	5	1
S	352	Light Coral	320	4	1
K	782	Dark Topaz	276	4	1
E	350	Medium Coral	259	4	1
C	842	Very Light Beige Brown	233	3	1
P	822	Light Beige Gray	226	3	1
U	950	Light Desert Sand	144	2	1
L	3371	Black Brown	86	2	1
2	745	Light Pale Yellow	55	1	1

One chart square is one tent stitch over one canvas intersection.

Cut the canvas at least 20 x 16 in (50.8 x 40.6 cm) for 10 mesh: the design and 2 in (5.1 cm) of margin on every side.

19,200 stitches in all. Start from the center: a red arrow above the chart marks the center column, and one to the left of it the center row. The arrows are on the pages those lines cross.

The chart is divided evenly over 4 pages. Pages 2, 3, 4 and 5 are turned on their side, for a part that is wider than it is tall. Where chart pages join, gray squares repeat two rows or columns. The small picture at the top of each chart page shows which part it is.

Thread: pearl cotton size 3, 2 strands in the needle on 10 mesh, about 40 skeins of 16.4 yd in all. Or six-strand floss, 8 to 10 strands, about 56 skeins of 8.7 yd; or tapestry wool, 1 strand, about 39 skeins of 8.7 yd; or Persian wool, 3 strands, about 43 skeins of 8 yd. Wool is numbered differently: match it by eye. Needle: tapestry, size 16 or 18.

Yards and skeins are estimates: the thread a stitch takes on the front and back of 10 mesh canvas, plus 30 percent, rounded up for each color (about 249 yards in all, as the thread lies in the needle).

Thread colors are approximate screen matches to DMC numbers. Check against real thread before you buy.

Make it a pillow: also have backing fabric, an insert the size of the stitching or an inch larger, and cord or piping for the edge. The seam takes the last two rows: stitch two extra rows all round, or keep the edge plain. "How to finish a pillow" is a guide linked from this pattern's page.

For your own stitching, gifts and handmade pieces you sell. Do not resell or share this PDF or copies of it.

Lamb in the tub by the toilet

Needlepoint pattern

Chart 1 of 4: columns 1 to 80, rows 1 to 60

This page is the dark part of the chart



Key

- DMC 336 Navy Blue
- DMC BLANC White
- DMC 312
- DMC 3862
- DMC 931
- DMC 922 Light Copper
- DMC 920 Medium Copper
- DMC 747
- DMC 918 Dark Red Copper
- DMC 598 Light Turquoise
- DMC 402
- DMC 3770 Very Light Tawny
- DMC 743 Medium Yellow
- DMC 352 Light Coral
- DMC 782 Dark Topaz
- DMC 842
- DMC 822 Light Beige Gray
- DMC 950 Light Desert Sand
- DMC 3371 Black Brown
- DMC 745 Light Pale Yellow

Lamb in the tub by the toilet

Needlepoint pattern

Chart 2 of 4: columns 81 to 160, rows 1 to 60; gray squares repeat columns 79 and 80

This page is the dark part of the chart

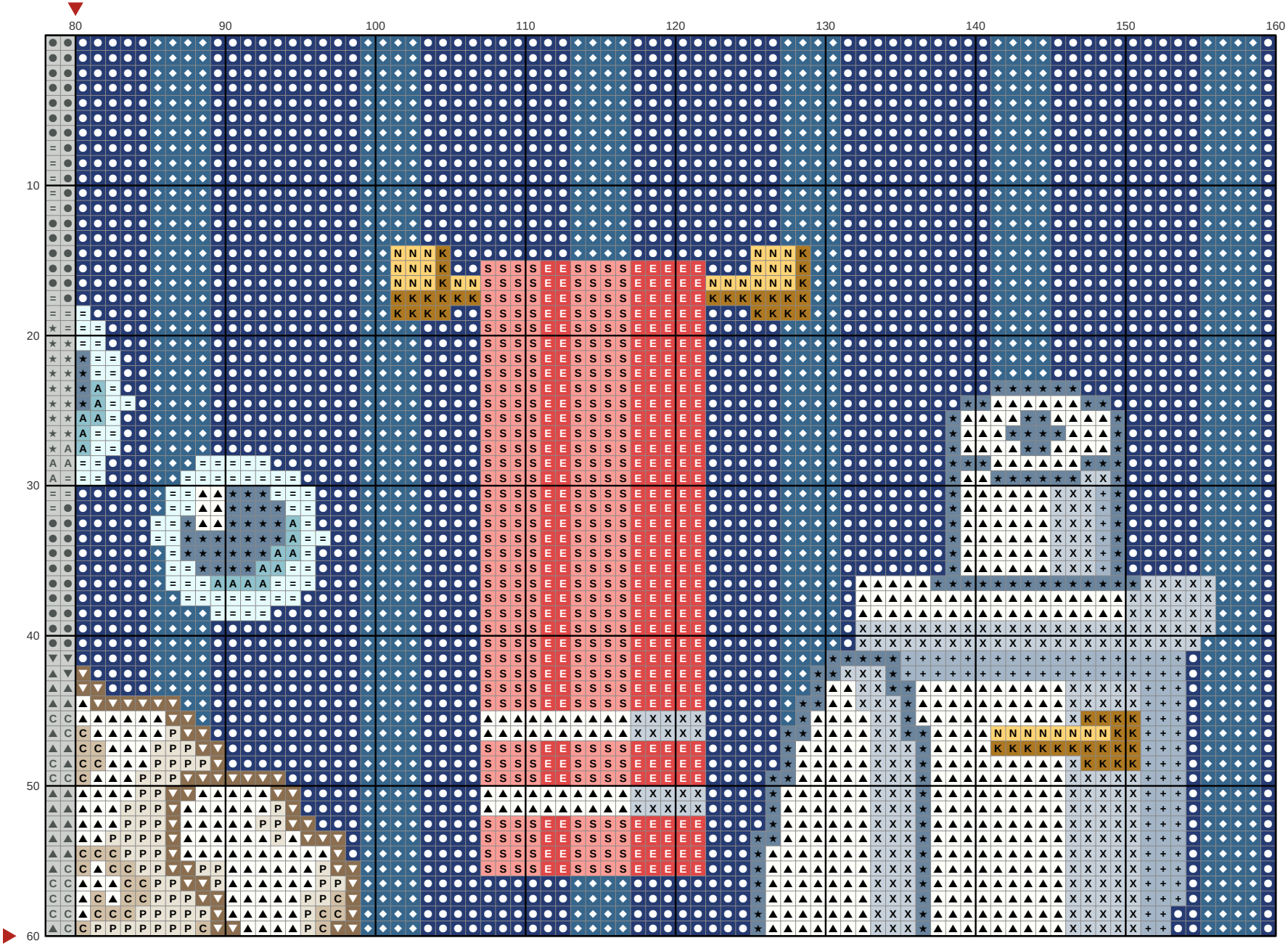

Key

- DMC 336 Navy Blue
- DMC BLANC White
- DMC 312
- DMC 3862
- DMC 931
- DMC 3752
- DMC 932
- DMC 747
- DMC 598
- DMC 743
- DMC 352 Light Coral
- DMC 782 Dark Topaz
- DMC 350
- DMC 842
- DMC 822

Lamb in the tub by the toilet

Needlepoint pattern

Chart 3 of 4: columns 1 to 80, rows 61 to 120; gray squares repeat rows 59 and 60

This page is the dark part of the chart

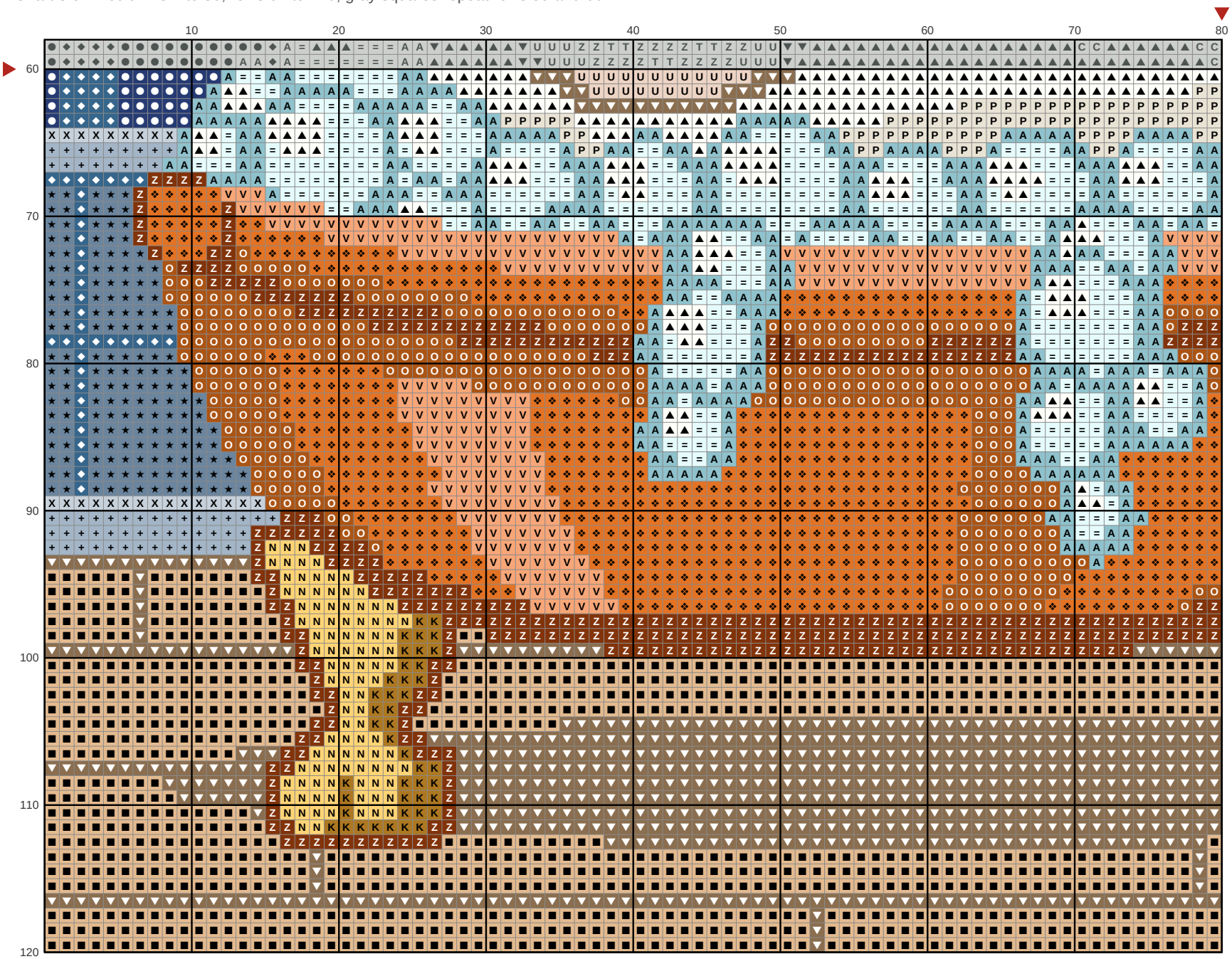

Key

- DMC 336 Navy Blue
- DMC 437 Light Tan
- DMC BLANC White
- DMC 312
- DMC 3862
- DMC 931
- DMC 922 Light Copper
- DMC 3752
- DMC 920 Medium Copper
- DMC 932 Light Antique Blue
- DMC 747
- DMC 918 Dark Red Copper
- DMC 598 Light Turquoise
- DMC 402
- DMC 743 Medium Yellow
- DMC 782 Dark Topaz
- DMC 822 Light Beige Gray
- DMC 950 Light Desert Sand

Lamb in the tub by the toilet

Needlepoint pattern

Chart 4 of 4: columns 81 to 160, rows 61 to 120; gray squares repeat columns 79 and 80 and rows 59 and 60

This page is the dark part of the chart





Key

- DMC 336 Navy Blue
- DMC 437 Light Tan
- DMC BLANC White
- DMC 312
- DMC 3862
- DMC 931
- DMC 922 Light Copper
- DMC 3752
- DMC 920
- DMC 932
- DMC 747
- DMC 918
- DMC 598
- DMC 402
- DMC 743
- DMC 782 Dark Topaz
- DMC 842
- DMC 822